



PRODUCT CATALOGUE

Nudura insulated concrete forms, insulation products and accessories



CONTENTS

Introduction	3
Product Innovation	4
Product Series	5
Nudura ICF Series	
Assembled Forms:	
Standard Form	6
90° Form	7
45° Form	8
Taper Top Form	9
Brick Ledge Form	10
Radius Form	11
Unassembled Forms:	
Standard Form	12
Taper Top Form	13
Double Sided Taper Top Form	14
Brick Ledge Form	15
Double Sided Brick Ledge Form	16
Brick Ledge & Taper Top Form	17
Optimizer Form	18
One Series	19-20
Plus Series	
XR35	21
Nudura Plus Forms	22
R-Value Inserts	23
Integrated Series	
HYDROFOAM®	24
HOMEGA®	25
Prebuck - Window & Door Bucking Solutions	26
Giraffe Alignment System	27
Nudura & Tremco Accessories	28-35
Nudura Alignment System	36-37
Nudura Tall Wall Adapter Kit	38



Nudura ICFs are a proven method of providing you a better alternative to traditional building methods

Buildings today demand reliable, energy efficient and eco-friendly building envelopes that provide superior performance benefits to minimize energy costs, reducing carbon emissions, and maximizing property value. Nudura structures offer superior strength, disaster resilience, sound and fire-resistance, these are why the design community, developers, and contractors across the world continue to choose Nudura's insulated concrete forms and insulation products as a proven alternative to traditional building methods.

Nudura products provide design professionals, architects, homeowners and contractors the freedom and versatility to design and build a structure the way it was envisioned. Building with Nudura gives you the opportunity to build faster and more efficient, while offering your clients an eco-friendly structure with substantial benefits that contribute to long-term energy savings. When specifying Nudura you can assure your customers that you are using the best building solution available today. Nudura is now proudly part of Tremco Construction Products Group (CPG).

The Tremco CPG Difference



Tremco CPG brings together Tremco Incorporated's Commercial Sealants & Waterproofing and Roofing & Building Maintenance operating divisions; Dryvit Systems, Inc.; Nudura Inc.; Willseal; Weatherproofing Technologies, Inc. and Weatherproofing Technologies Canada, Inc. Speed up construction or renovation. Simplify installation. Extend the construction season. A Tremco Construction Product Group (CPG) single-source building envelope means more for everyone – more satisfied contractors, more comfortable occupants or tenants, and more efficient structures and cost-effective operation for owners.




Faster Construction Time

Lightweight, fast-curing and prefabricated products mean less occupant disruption, faster return to service, less revenue lost – and no call-backs.



Any Look You Want

A wide range of colors and finishes like brick, granite, metals, stucco and more provide maximum flexibility in your roof and façade aesthetic.



Stronger and More Resilient

Our systems are designed for maximum durability, many with service lives far surpassing that of competing systems.



Leak-Free Performance

Products provide maximum protection from air, moisture and thermal infiltration – and are performance tested in our one-of-a-kind Sustainable Building Solutions Test Facility.



Cost Effective for the Long Term

A broad range of products can fit any project budget – but our energy efficiency and maintenance solutions can also help you ensure cost-effective ownership and operation for the long term.



Better Insulated

Industry-leading brands provide solutions for more efficient building construction and operation, and exceed strict energy codes for insulation.



One Point of Contact

Our products and systems are backed by industry-leading warranties – all from a single point of contact. We can also help with everything from asset management to diagnostics to installer training.



Leading Edge Sustainability

Our building solutions help you meet green building standards like Net Zero, Living Building Challenge, Passive House and more.



Nudura ICFs are manufactured with industry leading patented technologies that are exclusive to Nudura, offering you a full line of innovative products designed to provide superior energy efficiency, greater strength, and sound resistance. Our building envelope provides an affordable eco-friendly building solution that allows you to build faster, more efficiently and offers substantial benefits over traditional construction.

Innovation makes us the solution to better building.



- **DURALOK Technology**® - Securely locks forms into place with a triple tooth interlock eliminating the need to wire or glue forms, resulting in reduced labor costs during installation. Once the forms are stacked together a continuous full height-fastening strip ensures wall heights are always accurate, compared to other forms without full height-fastening which can cause wall height shrinkage once concrete is placed. DURALOK Technology® makes Nudura the strongest in the industry.



- **DURAFOLD Technology**® - Patented hinged web technology allows the entire Nudura form line up to fold and ship flat, allowing for 40% more product on a truck compared to other Insulated Concrete Form products. Once on-site, simply unfold and stack.



- **DURAMAX Technology**® - Largest standard form on the market measuring 96" x 18" (2438mm x 457mm). Our 96" (2438mm) form creates 60% fewer joints in the wall compared to other wall systems and allows installers the ability to place 12 sq.ft. (1.11m²) of wall area with one block.



- **4-WAY REVERSIBLE System** - Patented foam interlock allows the form to be 4-way reversible, eliminating left and right corners, which helps speed up the building process and reduces product waste on-site.

Watch our Innovation Video
at nudura.com/innovation



nudura^{icf} —series—

The Nudura ICF Series is the leader in Insulated Concrete Form Innovation and technology and offers users the ability to combine a variety of products during the building process. The Nudura ICF Series offers unique advantages over other products currently on the market.

DURAMAX Technology®

DURAFOLD Technology®

DURALOK Technology®

The 4-Way Reversible System

one¹ —series—

The One Series was the industry's first multi-link form system that enables the creation of a fully exposed concrete surface that extends to the face of a standard Nudura form panel. This offers builders and architects unmatched versatility for projects designed to use ICFs. At the core of this innovative line is our DURA MULTI-LINK® Technology, a newly designed tie that enables the builder to create custom multi-sided form combinations for a variety of commercial and residential building projects.

plus⁺ —series—



The Plus Series product line introduces an innovative way for designers and engineers to build their own R-value. The Plus Series product line offers the ability to optimize R-Value with thermal mass to provide significant energy savings for building owners. The Nudura Plus Series allows professionals the ability to meet new installation requirements with one product.

integrated[↔] —series—

The Integrated Series from Nudura combines building envelope products that work in conjunction with our line of Insulated Concrete Forms to provide maximum energy efficiency. Each Integrated Series product has been manufactured to install quickly and efficiently and replaces many traditional forms of insulation products that are far more labor intensive.

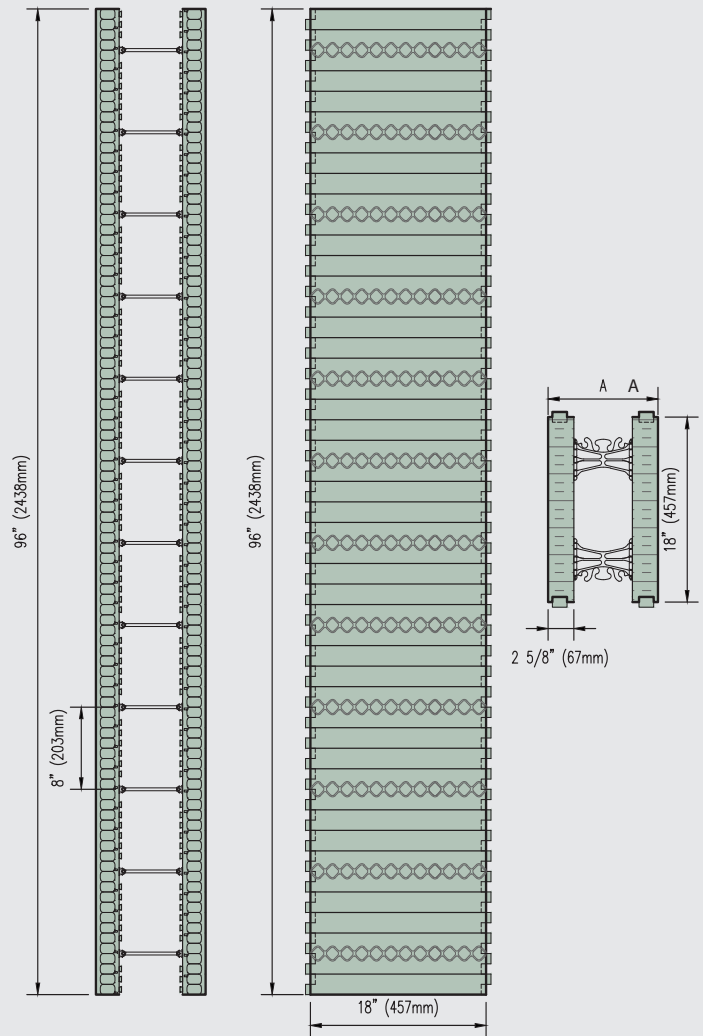


Preventol® is an "imidacloprid" based [Termite Insecticide Treatment](#) that can be added at the manufacturing stage to any Nudura ICF products. Preventol® is formally evaluated by the ICC-Evaluation Service for Termite Resistance as an insect treatment designed for use in EPS Foam. (ESR-2918). (NOTE: Product option is only available from Nudura's Southern US Plant location per USA Code Requirements.)



Close view of folding metal-hinged web

Assembled Product Shown Above



MAY WE SUGGEST: FORM-LOCK

Used to maintain wall straightness. Other uses include wall alignment for vertical stack joints.



Available for 6" (150mm), 8" (200mm), 10" (250mm), 12" (300mm) Standard Forms.

Core Width	6" (150mm)	8" (200mm)	10" (250mm)	12" (300mm)
Length	10' (3m)	10' (3m)	10' (3m)	10' (3m)
Qty./Bundle	10 PCS	10 PCS	10 PCS	10 PCS
Code #	NUS-ABLOK-06	NUS-ABLOK-08	NUS-ABLOK-10	NUS-ABLOK-12



Visit the Resource Center on Nudura's website (nudura.com/resource-center) for design details, BIM library, installation links & more.

Refer to pages 27-34 for all related product accessories & tools. For additional information visit nudura.com or call 866-468-6299.

Core Width	4" (100mm)	6" (150mm)	8" (200mm)	10" (250mm)	12" (300mm)
Length	96" (2438mm)	96" (2438mm)	96" (2438mm)	96" (2438mm)	96" (2438mm)
Width A	9 1/4" (235mm)	11 1/4" (286mm)	13 1/4" (337mm)	15 1/4" (387mm)	17 1/4" (438mm)
Height	18" (457mm)	18" (457mm)	18" (457mm)	18" (457mm)	18" (457mm)
EPS Thickness	2 5/8" (67mm)	2 5/8" (67mm)	2 5/8" (67mm)	2 5/8" (67mm)	2 5/8" (67mm)
Qty./Bundle	3	3	3	3	3
Code #	NUS-10096-04	NUS-10096-06	NUS-10096-08	NUS-10096-10	NUS-10096-12

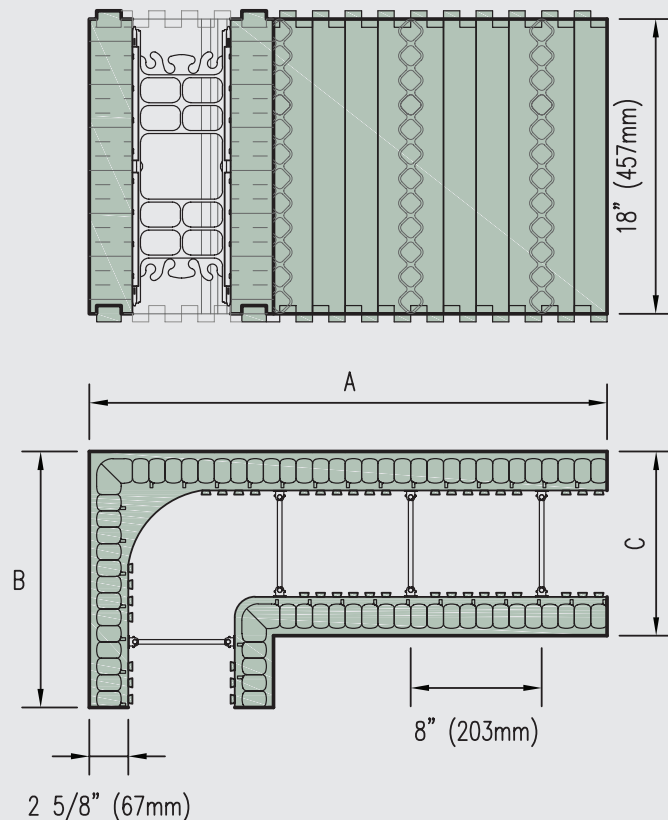
Units come assembled with folding, metal-hinged webs.

Webs are included with assembled forms.



View of folding metal-hinged web and insert web for angled corner (included in order).


Assembled Product Shown Above



MAY WE SUGGEST: Vertical Joint Clip

Vertical Joint Clip

This metal clip is designed to connect the form together at the vertical joints. It replaces having to tie wire or tape forms together while providing a solid connection using minimal amount of labor to install.



Qty./Box	200 PCS
Code #	NUS-A0VJC-00



Core Width	4" (100mm)	6" (150mm)	8" (200mm)	10" (250mm)	12" (300mm)
Length A	31 5/8" (803mm)	31 5/8" (803mm)	33 5/8" (854mm)	35 5/8" (905mm)	37 5/8" (956mm)
Length B	15 5/8" (397mm)	15 5/8" (397mm)	17 5/8" (448mm)	19 5/8" (498mm)	21 5/8" (549mm)
Width C	9 1/4" (235mm)	11 1/4" (286mm)	13 1/4" (337mm)	15 1/4" (387mm)	17 1/4" (438mm)
Height	18" (457mm)	18" (457mm)	18" (457mm)	18" (457mm)	18" (457mm)
Qty./Bundle	6	6	6	4	4
Code #	NUS-10090-04	NUS-10090-06	NUS-10090-08	NUS-10090-10	NUS-10090-12

Units come assembled with folding, metal-hinged webs.

Webs are included with assembled forms.

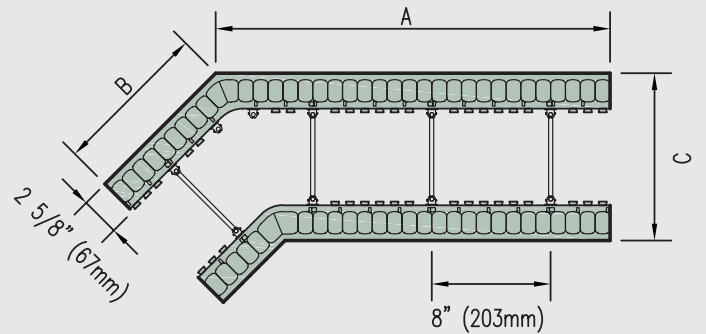
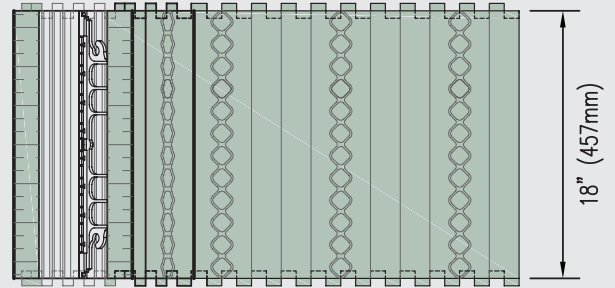
Visit the Resource Center on Nudura's website (nudura.com/resource-center) for design details, BIM library, installation links & more.

Refer to pages 27-34 for all related product accessories & tools. For additional information visit nudura.com or call 866-468-6299.



View of folding metal-hinged web and insert web for angled corner (included in order).


Assembled Product Shown Above



MAY WE SUGGEST: Vertical Joint Clip

Vertical Joint Clip

This metal clip is designed to connect the form together at the vertical joints. It replaces having to tie wire or tape forms together while providing a solid connection using minimal amount of labor to install.



Qty./Box	200 PCS
Code #	NUS-A0VIC-00



Visit the Resource Center on Nudura's website (nudura.com/resource-center) for design details, BIM library, installation links & more.

Refer to pages 27-34 for all related product accessories & tools. For additional information visit nudura.com or call 866-468-6299.

Core Width	4" (100mm)	6" (150mm)	8" (200mm)	10" (250mm)	12" (300mm)
Length A	26 1/2" (673mm)	26 1/2" (673mm)	26 1/2" (673mm)	28 1/2" (724mm)	30 1/2" (775mm)
Length B	10 1/2" (267mm)	10 1/2" (267mm)	10 1/2" (267mm)	12 1/2" (318mm)	14 1/2" (368mm)
Width C	9 1/4" (235mm)	11 1/4" (286mm)	13 1/4" (337mm)	15 1/4" (387mm)	17 1/4" (438mm)
Height	18" (457mm)	18" (457mm)	18" (457mm)	18" (457mm)	18" (457mm)
Qty./Bundle	6	6	6	4	4
Code #	NUS-10045-04	NUS-10045-06	NUS-10045-08	NUS-10045-10	NUS-10045-12

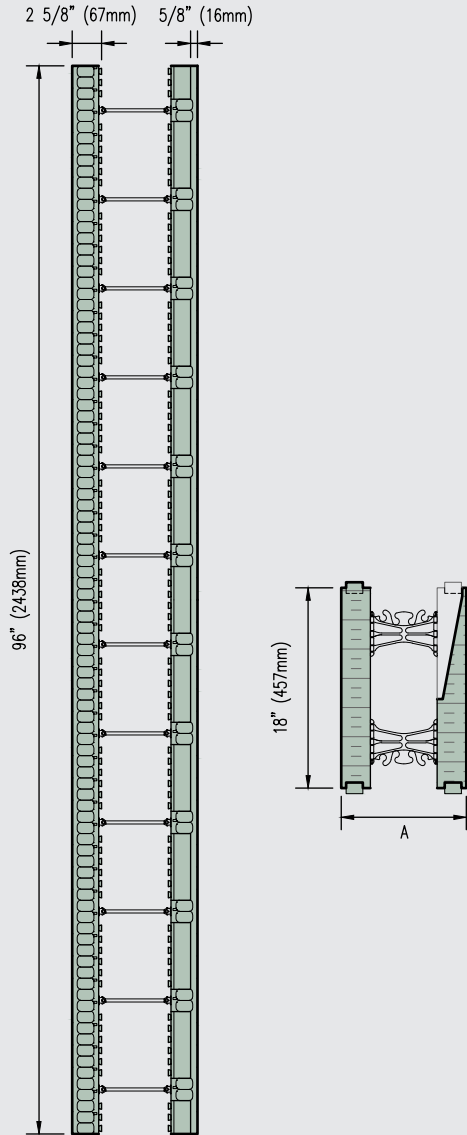
Units come assembled with folding, metal-hinged webs.

Webs are included with assembled forms.



Close view of folding metal-hinged web

Assembled Product Shown Above



MAY WE SUGGEST: Heavy Duty Tape

4" Heavy Duty Tape

Used for covering the interlock at the top of a wall to protect it from concrete getting into the interlock.





Qty./Box	24 PCS
Code #	NUS-ATPHD-04
Dimensions	4" x 72 Yd (96mm x 66m)

Visit the Resource Center on Nudura's website (nudura.com/resource-center) for design details, BIM library, installation links & more.

Refer to pages 27-34 for all related product accessories & tools. For additional information visit nudura.com or call 866-468-6299.

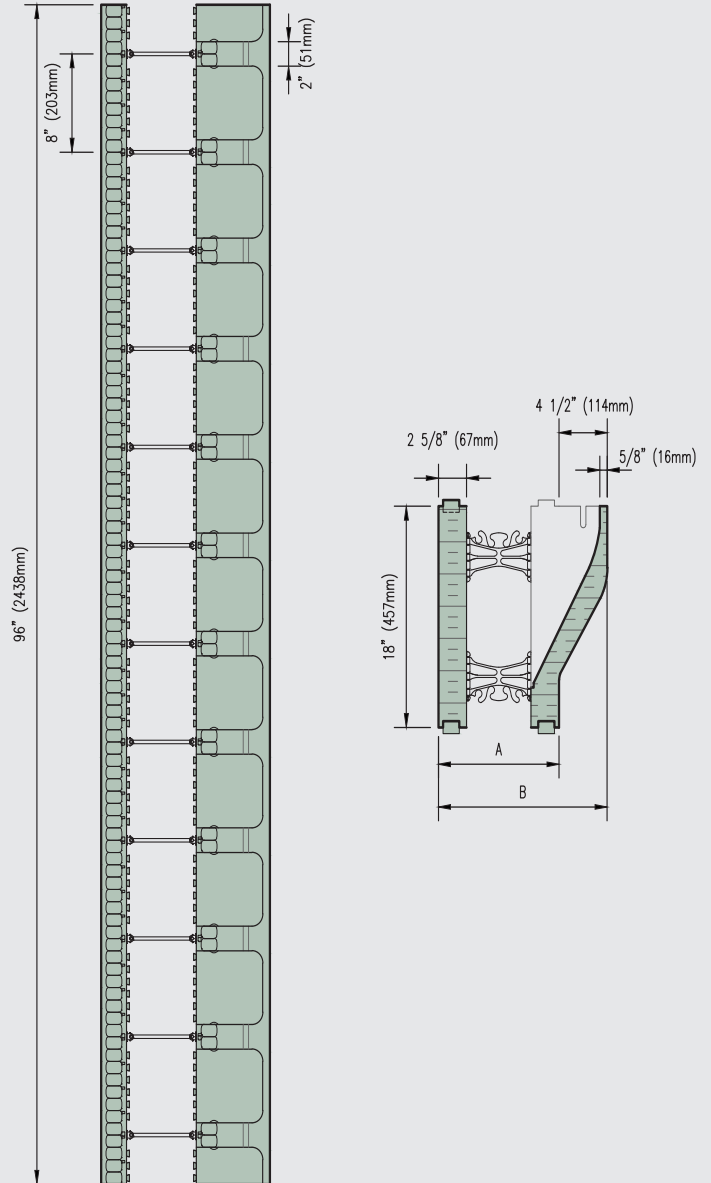
Core Width	4" (100mm)	6" (150mm)	8" (200mm)	10" (250mm)	12" (300mm)
Overall Width A	9 1/4" (235mm)	11 1/4" (286mm)	13 1/4" (337mm)	15 1/4" (387mm)	17 1/4" (438mm)
Length - 96"		96" (2438mm)	96" (2438mm)		
Qty./Bundle		3	3		
Code #		NUS-10T96-06	NUS-10T96-08		
Webs are included with assembled units.					

- Units come assembled with folding, metal-hinged webs.
- Only available as an unassembled Form Unit. Refer to page 14 for order information.



Close view of folding metal-hinged web

Assembled Product Shown Above



Assembled 96" (2438mm) Molded Brick Ledge Shown Above

MAY WE SUGGEST: Brick Ledge Extension

Brick Ledge Extension

Used for supporting standard brick or stone veneer finishes, when constructing brick ledges at corners, and can be installed to meet any elevation change or slope.





Qty./Bundle	14
Code #	NUS-ABLEX-00

Refer to page 27 for more order information.

Core Width	4" (100mm)	6" (150mm)	8" (200mm)	10" (250mm)	12" (300mm)
Width A		11 1/4" (268mm)			
Width B		15 3/4" (400mm)			
Length - 48"		48" (1219mm)			
Qty./Bundle		4			
Code #		NUS-IOB48-06			
Webs are included with assembled units.					
Length - 96"		96" (2438mm)			
Qty./Bundle		2			
Code #		NUS-IOB96-06			
Webs are included with assembled units.					

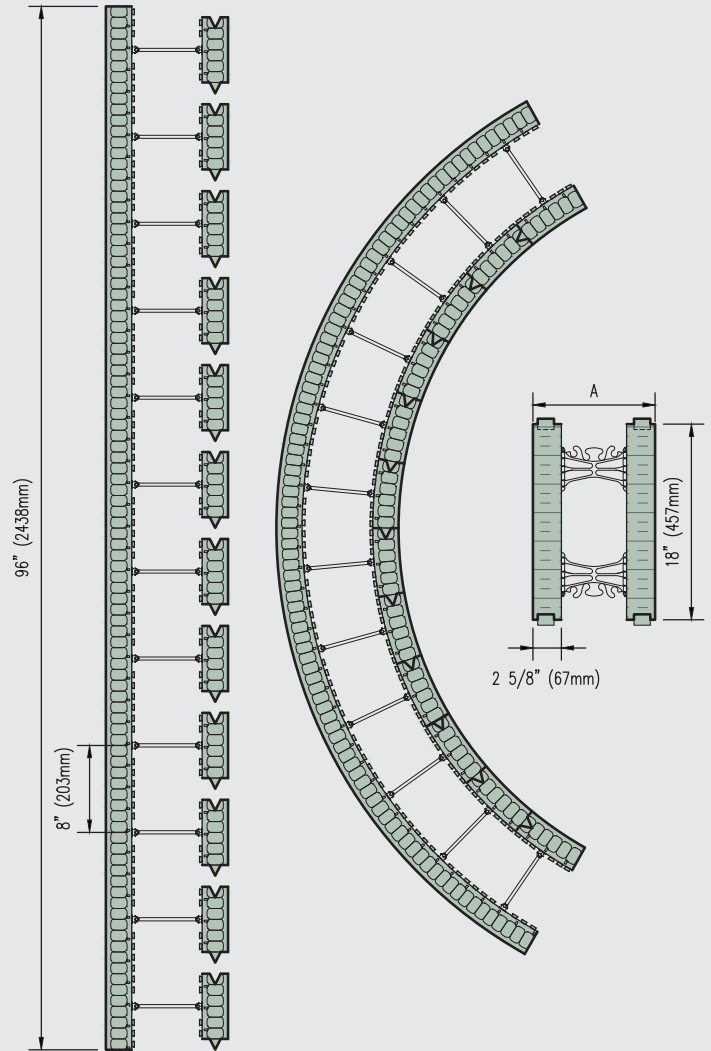
- Units come assembled with folding, metal-hinged webs.
- Only available as an unassembled Form Unit. Refer to page 16 for order info.

Refer to pages 27-34 for all related product accessories & tools. For additional information visit nudura.com or call 866-468-6299.



Close view of folding metal-hinged web

Assembled Product Shown Above



MAY WE SUGGEST: NUBASE Parging Mix and Fiber Mesh

NUBASE Parging Mix and Fiber Mesh

The parge mix is a dry cementitious product that is used to cover exposed EPS that is not covered by an exterior finish. Used in conjunction with Fiber Mesh. The Fiber Mesh gets embedded into the parge coat to give it strength.



Parging Mix
Coverage - 75 sq ft (7m²)

Qty./Each	1 BAG
Code #	NUS-APARG-00



Fiber Mesh
Coverage - 475 sq ft (44m²)

Qty./Each	1 ROLL
Code #	NUS-AMESH-00



Core Width	4" (100mm)	6" (150mm)	8" (200mm)	10" (250mm)	12" (300mm)
Length	96" (2438mm)	96" (2438mm)	96" (2438mm)	96" (2438mm)	96" (2438mm)
Width A	9 1/4" (235mm)	11 1/4" (286mm)	13 1/4" (337mm)	15 1/4" (387mm)	17 1/4" (438mm)
Height	18" (457mm)	18" (457mm)	18" (457mm)	18" (457mm)	18" (457mm)
Radius	Manufactured to Specifications.				
Qty./Bundle	Varies with radius size. Contact your local distributor for details.				
Code #	NUS-IORAD-04	NUS-IORAD-06	NUS-IORAD-08	NUS-IORAD-10	NUS-IORAD-12

Units come assembled with folding metal-hinged webs.

Refer to pages 27-34 for all related product accessories & tools. For additional information visit nudura.com or call 866-468-6299.

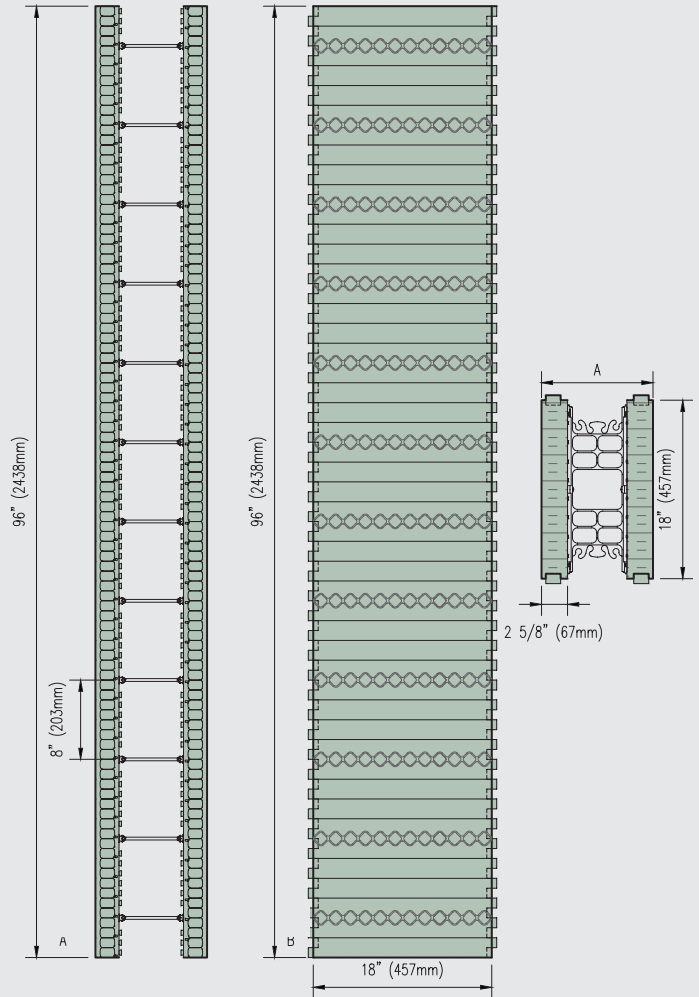
Refer to Nudura's Installation Manual for the Radius Form Calculator.

Visit the Resource Center on Nudura's website (nudura.com/resource-center) for design details, BIM library, installation links & more.



Close view of insert webs - available in 4"-12" (100-300mm) sizes

Unassembled Product Shown Above



Insert Webs (Ordered Separately)

Small Box

Core Width	4" (100mm)	6" (150mm)	8" (200mm)	10" (250mm)	12" (300mm)
Qty./Box	100	100	100	100	100
Code #	NUS-IWEBS-04	NUS-IWEBS-06	NUS-IWEBS-08	NUS-IWEBS-10	NUS-IWEBS-12

Large Box


Core Width	4" (100mm)	6" (150mm)	8" (200mm)	10" (250mm)	12" (300mm)
Qty./Box	957	655	465	388	295
Code #	NUS-IWEBL-04	NUS-IWEBL-06	NUS-IWEBL-08	NUS-IWEBL-10	NUS-IWEBL-12

Core Width	4" (100mm)	6" (150mm)	8" (200mm)	10" (250mm)	12" (300mm)
Length	96" (2438mm)	96" (2438mm)	96" (2438mm)	96" (2438mm)	96" (2438mm)
Width A	9 1/4" (235mm)	11 1/4" (286mm)	13 1/4" (337mm)	15 1/4" (387mm)	17 1/4" (438mm)
Height	18" (457mm)	18" (457mm)	18" (457mm)	18" (457mm)	18" (457mm)
Qty./Bundle	Includes: 6 Standard Panels (3 pairs per bundle)				
Code #	NUS-IOPAN-00	NUS-IOPAN-00	NUS-IOPAN-00	NUS-IOPAN-00	NUS-IOPAN-00
Web Qty. Req'd/Bundle	36	36	36	36	36

- Units come unassembled.
- Insert webs required per bundle - refer to web order chart on left.

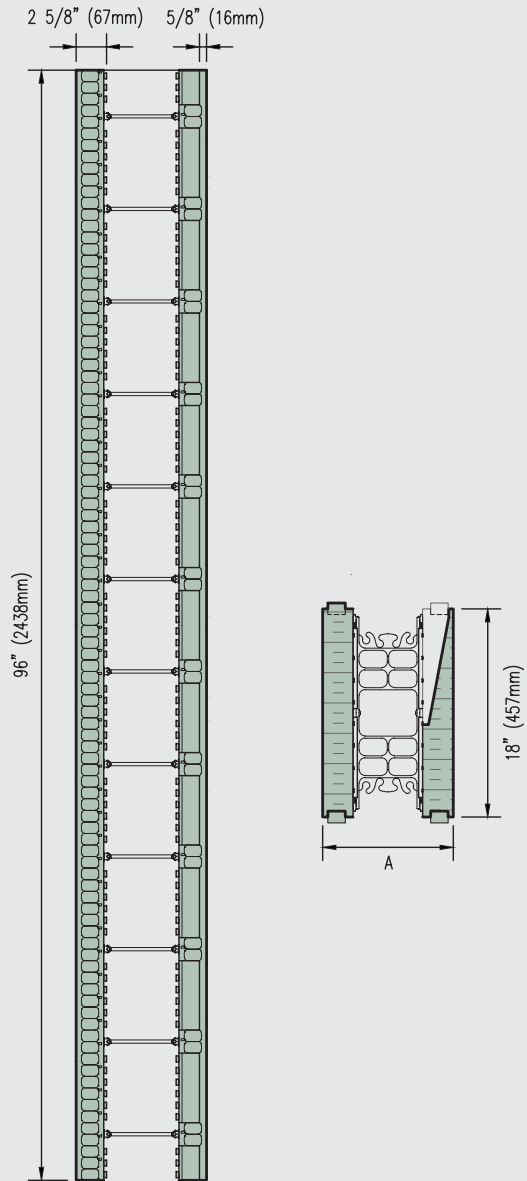
Visit the Resource Center on Nudura's website (nudura.com/resource-center) for design details, BIM library, installation links & more.

Refer to pages 27-34 for all related product accessories & tools. For additional information visit nudura.com or call 866-468-6299.



Close view of insert webs - available in 4"-12" (100-300mm) sizes

Unassembled Product Shown Above



Insert Webs (Ordered Separately)

Small Box

Core Width	4" (100mm)	6" (150mm)	8" (200mm)	10" (250mm)	12" (300mm)
Qty./Box	100	100	100	100	100
Code #	NUS-IWEBS-04	NUS-IWEBS-06	NUS-IWEBS-08	NUS-IWEBS-10	NUS-IWEBS-12

Large Box



Core Width	4" (100mm)	6" (150mm)	8" (200mm)	10" (250mm)	12" (300mm)
Qty./Box	957	655	465	388	295
Code #	NUS-IWEBL-04	NUS-IWEBL-06	NUS-IWEBL-08	NUS-IWEBL-10	NUS-IWEBL-12

Visit the Resource Center on Nudura's website (nudura.com/resource-center) for design details, BIM library, installation links & more.

Refer to pages 27-34 for all related product accessories & tools.
 For additional information visit nudura.com or call 866-468-6299.

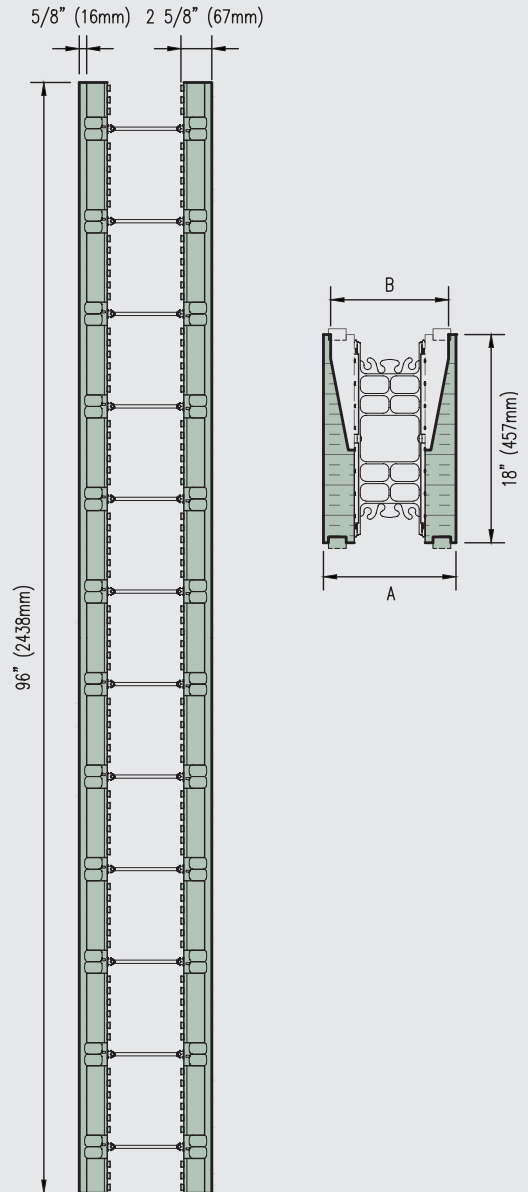
Core Width	4" (100mm)	6" (150mm)	8" (200mm)	10" (250mm)	12" (300mm)
Overall Width A	9 1/4" (235mm)	11 1/4" (286mm)	13 1/4" (337mm)	15 1/4" (387mm)	17 1/4" (438mm)
Length - 96"	96" (2438mm)	96" (2438mm)	96" (2438mm)	96" (2438mm)	96" (2438mm)
Qty./Bundle	Includes: 3 Taper Top Panels & 3 Standard Panels				
Code #	NUS-IOT96-00	NUS-IOT96-00	NUS-IOT96-00	NUS-IOT96-00	NUS-IOT96-00
Web Qty. Req'd/Bundle	36	36	36	36	36

- Units come unassembled.
- Insert webs required per bundle - refer to web order chart on left.



Close view of insert webs - available in 4"-12" (100-300mm) sizes

Unassembled Product Shown Above



Insert Webs (Ordered Separately)

Small Box

Core Width	4" (100mm)	6" (150mm)	8" (200mm)	10" (250mm)	12" (300mm)
Qty./Box	100	100	100	100	100
Code #	NUS-IWEBS-04	NUS-IWEBS-06	NUS-IWEBS-08	NUS-IWEBS-10	NUS-IWEBS-12

Large Box



Core Width	4" (100mm)	6" (150mm)	8" (200mm)	10" (250mm)	12" (300mm)
Qty./Box	957	655	465	388	295
Code #	NUS-IWEBL-04	NUS-IWEBL-06	NUS-IWEBL-08	NUS-IWEBL-10	NUS-IWEBL-12

Core Width	4" (100mm)	6" (150mm)	8" (200mm)	10" (250mm)	12" (300mm)
Overall Width A	9 1/4" (235mm)	11 1/4" (286mm)	13 1/4" (337mm)	15 1/4" (387mm)	17 1/4" (438mm)
Overall Width B	8" (203mm)	10" (254mm)	12" (305mm)	14" (356mm)	16" (406mm)
Length - 96"	96" (2438mm)	96" (2438mm)	96" (2438mm)	96" (2438mm)	96" (2438mm)
Qty./Bundle	Includes: 6 Taper Top Panels				
Code #	NUS-IOD96-00	NUS-IOD96-00	NUS-IOD96-00	NUS-IOD96-00	NUS-IOD96-00
Web Qty. Req'd/Bundle	36	36	36	36	36

- Units come unassembled.
- *Available assembled - 3 units/bundle (webs included):
 - 6" (150mm) - NUS-IOD96-06
 - 8" (200mm) - NUS-IOD96-08
- Insert webs required per bundle - refer to web order chart on left.

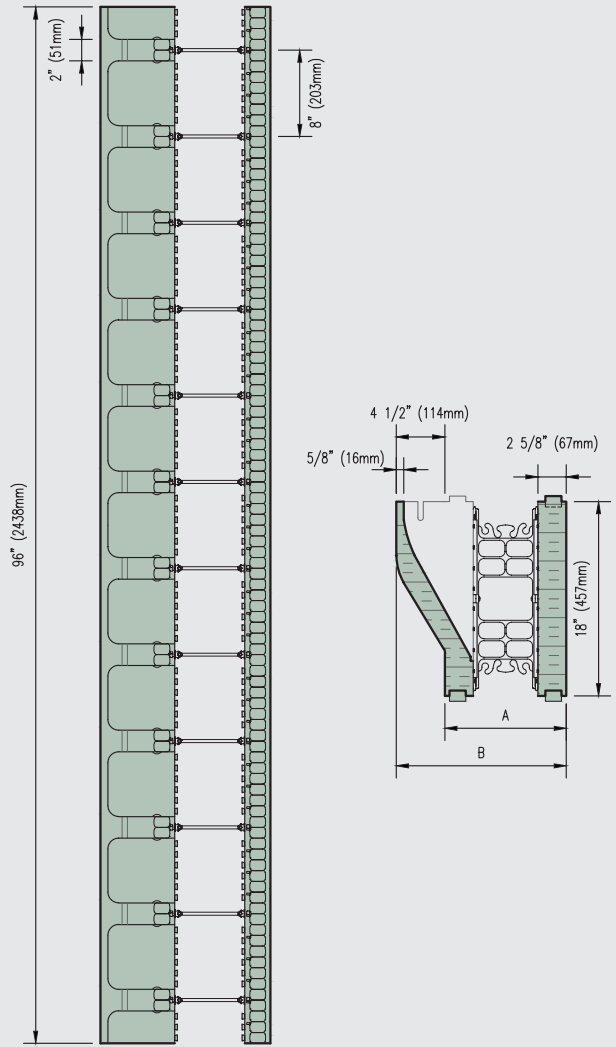
Visit the Resource Center on Nudura's website (nudura.com/resource-center) for design details, BIM library, installation links & more.

Refer to pages 27-34 for all related product accessories & tools. For additional information visit nudura.com or call 866-468-6299.



Close view of insert webs - available in 4"-12" (100-300mm) sizes

Unassembled Product Shown Above



Unassembled 96" (2438mm) Molded Brick Ledge Shown Above

Insert Webs (Ordered Separately)

Small Box

Core Width	4" (100mm)	6" (150mm)	8" (200mm)	10" (250mm)	12" (300mm)
Qty./Box	100	100	100	100	100
Code #	NUS-IWEBS-04	NUS-IWEBS-06	NUS-IWEBS-08	NUS-IWEBS-10	NUS-IWEBS-12

Large Box

Core Width	4" (100mm)	6" (150mm)	8" (200mm)	10" (250mm)	12" (300mm)
Qty./Box	957	655	465	388	295
Code #	NUS-IWEBL-04	NUS-IWEBL-06	NUS-IWEBL-08	NUS-IWEBL-10	NUS-IWEBL-12


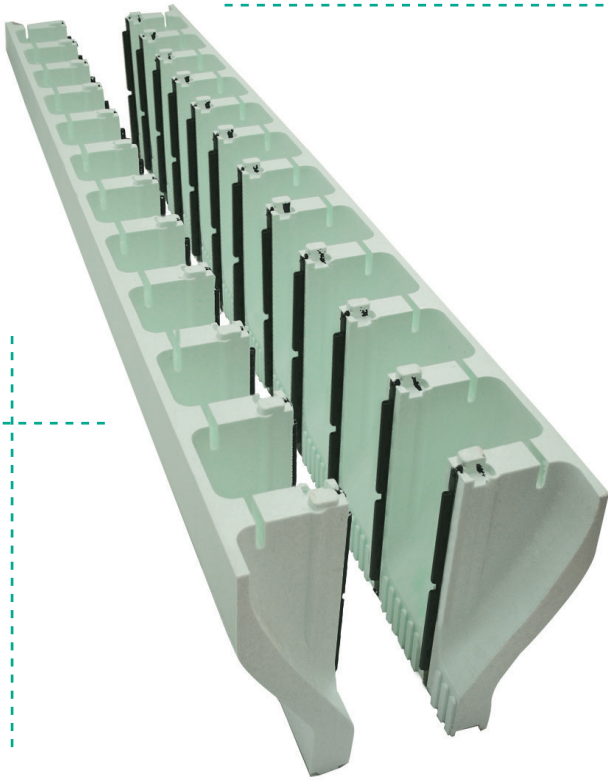
Visit the Resource Center on Nudura's website (nudura.com/resource-center) for design details, BIM library, installation links & more.

Refer to pages 28-33 for all related product accessories & tools. For additional information visit nudura.com or call 866-468-6299.

Core Width	4" (100mm)	6" (150mm)	8" (200mm)	10" (250mm)	12" (300mm)
Overall Width A	9 1/4" (235mm)	11 1/4" (286mm)	13 1/4" (337mm)	15 1/4" (387mm)	17 1/4" (438mm)
Overall Width B	13 3/4" (349mm)	15 3/4" (400mm)	17 3/4" (451mm)	19 3/4" (502mm)	21 3/4" (552mm)
48" requires one Brick Ledge Panel & one Standard Panel to assemble one form unit					
Length - 48"	48" (1219mm)	48" (1219mm)	48" (1219mm)	48" (1219mm)	48" (1219mm)
Qty./Bundle	Includes: 4 Brick Ledge Panels & 4 Standard Panels				
Code #	NUS-I0B48-00	NUS-I0B48-00	NUS-I0B48-00	NUS-I0B48-00	NUS-I0B48-00
Web Qty. Req'd/Bundle	24	24	24	24	24
96" requires one Brick Ledge Panel & one Standard Panel to assemble one form unit					
Length - 96"	96" (2438mm)	96" (2438mm)	96" (2438mm)	96" (2438mm)	96" (2438mm)
Qty./Bundle	Includes: 2 Brick Ledge Panels & 2 Standard Panels				
Code #	NUS-I0B96-00	NUS-I0B96-00	NUS-I0B96-00	NUS-I0B96-00	NUS-I0B96-00
Web Qty. Req'd/Bundle	24	24	24	24	24

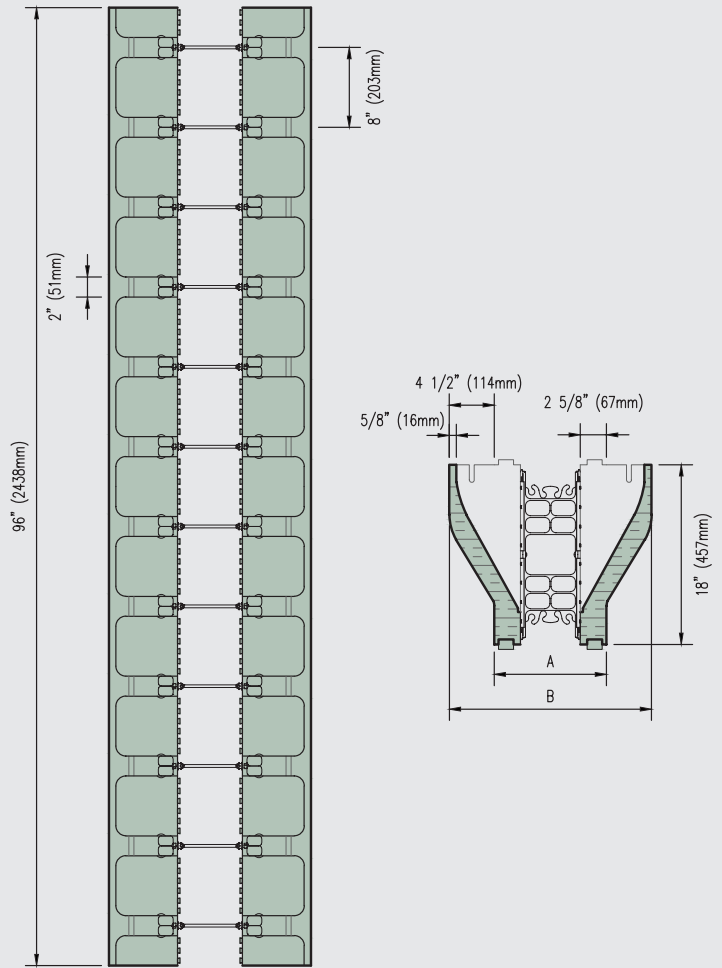
Units come unassembled.

Insert webs required per bundle - refer to web order chart on left.



Close view of insert webs - available in 4"-12" (100-300mm) sizes

Unassembled Product Shown Above



Unassembled 96" (2438mm) Double Sided Brick Ledge Shown Above

Insert Webs (Ordered Separately)

Small Box

Core Width	4" (100mm)	6" (150mm)	8" (200mm)	10" (250mm)	12" (300mm)
Qty./Box	100	100	100	100	100
Code #	NUS-IWEBS-04	NUS-IWEBS-06	NUS-IWEBS-08	NUS-IWEBS-10	NUS-IWEBS-12

Large Box

Core Width	4" (100mm)	6" (150mm)	8" (200mm)	10" (250mm)	12" (300mm)
Qty./Box	957	655	465	388	295
Code #	NUS-IWEBL-04	NUS-IWEBL-06	NUS-IWEBL-08	NUS-IWEBL-10	NUS-IWEBL-12



Visit the Resource Center on Nudura's website (nudura.com/resource-center) for design details, BIM library, installation links & more.

Refer to pages 27-34 for all related product accessories & tools. For additional information visit nudura.com or call 866-468-6299.

Core Width	4" (100mm)	6" (150mm)	8" (200mm)	10" (250mm)	12" (300mm)
Overall Width A	9 1/4" (235mm)	11 1/4" (286mm)	13 1/4" (337mm)	15 1/4" (387mm)	17 1/4" (438mm)
Overall Width B	18 1/4" (463mm)	20 1/4" (514mm)	22 1/4" (565mm)	24 1/4" (616mm)	26 1/4" (667mm)
48" requires two Brick Ledge Panels (BRI-P) to assemble one double sided unit					
Length - 48"	48" (1219mm)	48" (1219mm)	48" (1219mm)	48" (1219mm)	48" (1219mm)
Qty./Bundle	Includes: 4 Brick Ledge Panels & 4 Standard Panels				
Code #	NUS-I0B48-00	NUS-I0B48-00	NUS-I0B48-00	NUS-I0B48-00	NUS-I0B48-00
Web Qty. Req'd/Bundle	24	24	24	24	24
96" requires two Brick Ledge Panels (BR96-P) to assemble one double sided unit					
Length - 96"	96" (2438mm)	96" (2438mm)	96" (2438mm)	96" (2438mm)	96" (2438mm)
Qty./Bundle	Includes: 2 Brick Ledge Panels & 2 Standard Panels				
Code #	NUS-I0B96-00	NUS-I0B96-00	NUS-I0B96-00	NUS-I0B96-00	NUS-I0B96-00
Web Qty. Req'd/Bundle	24	24	24	24	24

Units come unassembled.

Insert webs required per bundle - refer to web order chart on left.



Close view of insert webs - available in 4"-12" (100-300mm) sizes
Unassembled Product Shown Above

Insert Webs (Ordered Separately)

Small Box

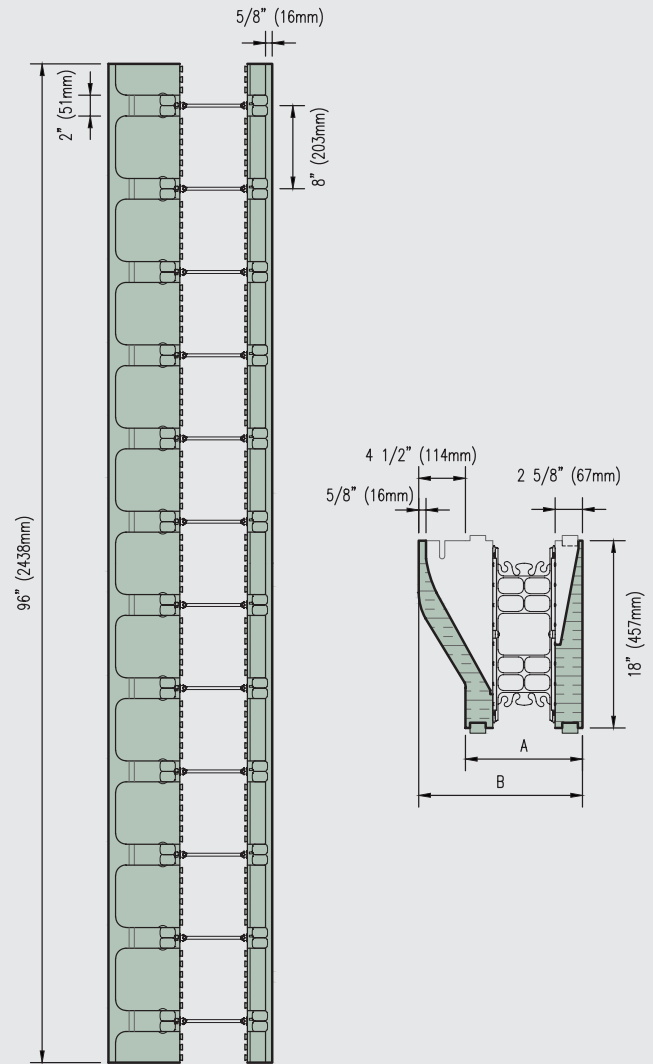
Core Width	4" (100mm)	6" (150mm)	8" (200mm)	10" (250mm)	12" (300mm)
Qty./Box	100	100	100	100	100
Code #	NUS-IWEBL-04	NUS-IWEBL-06	NUS-IWEBL-08	NUS-IWEBL-10	NUS-IWEBL-12

Large Box

Core Width	4" (100mm)	6" (150mm)	8" (200mm)	10" (250mm)	12" (300mm)
Qty./Box	957	655	465	388	295
Code #	NUS-IWEBL-04	NUS-IWEBL-06	NUS-IWEBL-08	NUS-IWEBL-10	NUS-IWEBL-12

Visit the Resource Center on Nudura's website (nudura.com/resource-center) for design details, BIM library, installation links & more.


Refer to pages 27-34 for all related product accessories & tools.
For additional information visit nudura.com or call 866-468-6299.



Unassembled 96" (2438mm) Brick Ledge and Taper Top Shown Above

Core Width	4" (100mm)	6" (150mm)	8" (200mm)	10" (250mm)	12" (300mm)
Overall Width A	9 1/4" (235mm)	11 1/4" (286mm)	13 1/4" (337mm)	15 1/4" (387mm)	17 1/4" (438mm)
Overall Width B	13 3/4" (349mm)	15 3/4" (400mm)	17 3/4" (451mm)	19 3/4" (502mm)	21 3/4" (552mm)
96" requires two Brick Ledge Panels (BRI-P) & one Taper Top Panel (TT96-P) to assemble one unit					
Length - 48"	48" (1219mm)	48" (1219mm)	48" (1219mm)	48" (1219mm)	48" (1219mm)
Qty./Bundle	Includes: 4 Brick Ledge Panels w/ 4 Standard Panels & 3 Taper Top Panels w/ 3 Standard Panels				
Code #	NUS-10B48-00 & NUS-10T96-00	NUS-10B48-00 & NUS-10T96-00	NUS-10B48-00 & NUS-10T96-00	NUS-10B48-00 & NUS-10T96-00	NUS-10B48-00 & NUS-10T96-00
Web Qty. Req'd/ Bundle	60	60	60	60	60
96" requires one Brick Ledge Panel (BR96-P) & one Taper Top Panel (TT96-P) to assemble one unit					
Length - 96"	96" (2438mm)	96" (2438mm)	96" (2438mm)	96" (2438mm)	96" (2438mm)
Qty./Bundle	Includes: 2 Brick Ledge Panels w/ 2 Standard Panels & 3 Taper Top Panels w/ 3 Standard Panels				
Code #	NUS-10B96-00 & NUS-10T96-00	NUS-10B96-00 & NUS-10T96-00	NUS-10B96-00 & NUS-10T96-00	NUS-10B96-00 & NUS-10T96-00	NUS-10B96-00 & NUS-10T96-00
Web Qty. Req'd/ Bundle	60	60	60	60	60

- Units come unassembled.
- Insert webs required per bundle - refer to web order chart on left.

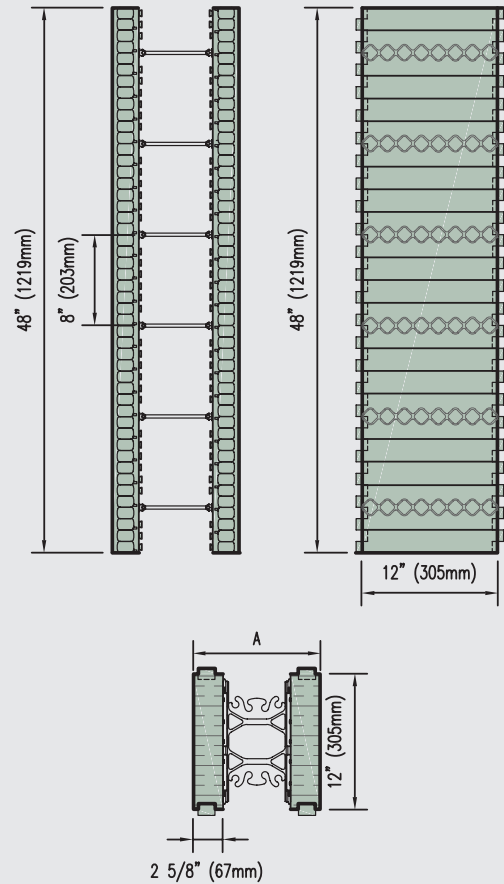


Close view of insert webs - available in 6"-12" (150-300mm) sizes

Product Shown Assembled Above

Insert Webs (Ordered Separately)

Core Width	4" (100mm)	6" (150mm)	8" (200mm)	10" (250mm)	12" (300mm)
Qty./Box		120	120	84	84
Code #		NUS-IOWEB-06	NUS-IOWEB-08	NUS-IOWEB-10	NUS-IOWEB-12

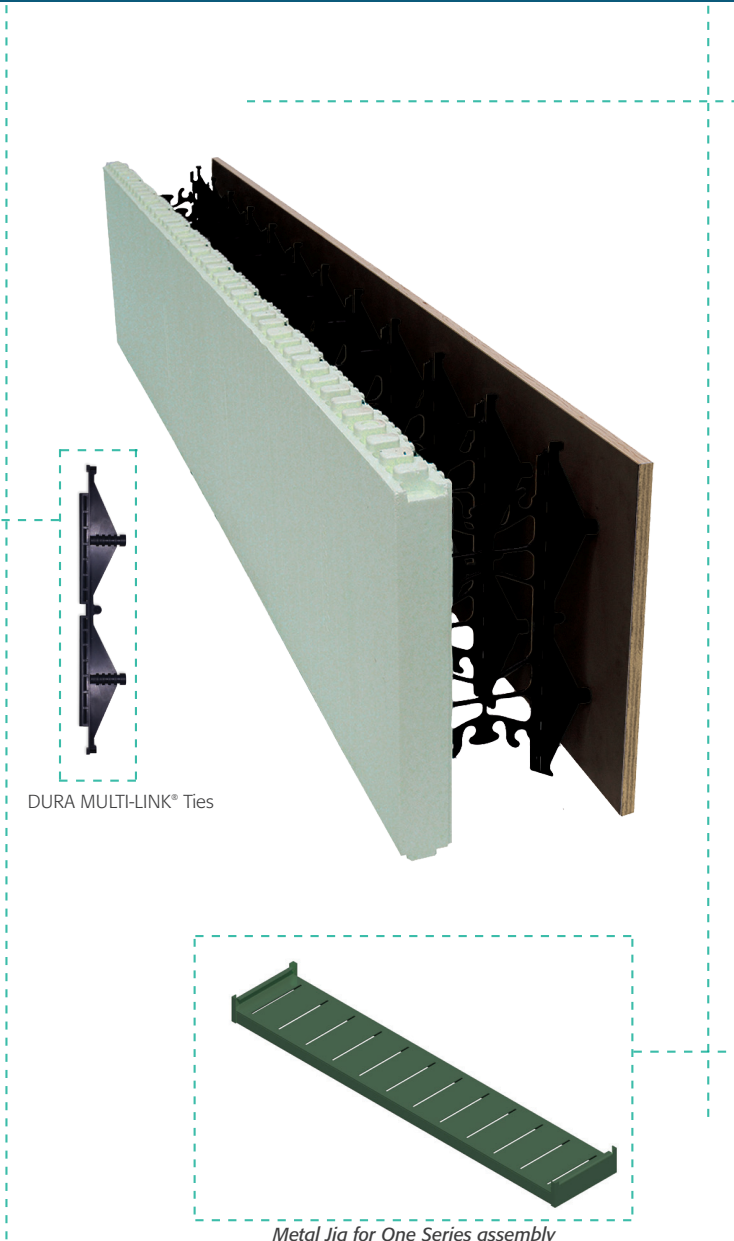


Core Width	4" (100mm)	6" (150mm)	8" (200mm)	10" (250mm)	12" (300mm)
Length		48" (1219mm)	48" (1219mm)	48" (1219mm)	48" (1219mm)
Overall Width A		11 1/4" (286mm)	13 1/4" (337mm)	15 1/4" (387mm)	17 1/4" (438mm)
Height		12" (300mm)	12" (300mm)	12" (300mm)	12" (300mm)
Qty./Bundle	Includes: 12 Optimizer Panels (6 pairs per bundle)				
Code #		NUS-10OPT-00	NUS-10OPT-00	NUS-10OPT-00	NUS-10OPT-00
Web Qty. Red'd/Bundle		36	36	36	36

- Units come unassembled.
- Insert webs required per bundle - refer to web order chart on left.

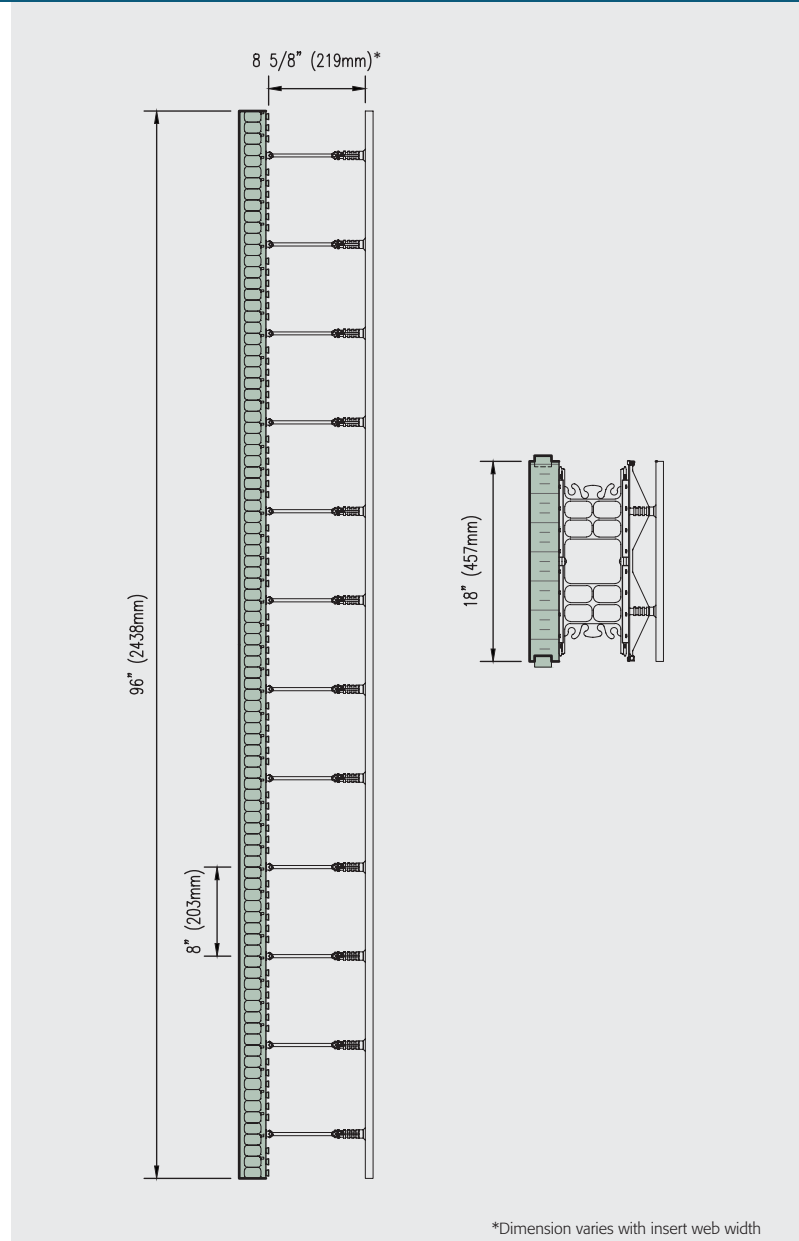
Visit the Resource Center on Nudura's website (nudura.com/resource-center) for design details, BIM library, installation links & more.

Refer to pages 27-34 for all related product accessories & tools. For additional information visit nudura.com or call 866-468-6299.



DURA MULTI-LINK® Ties

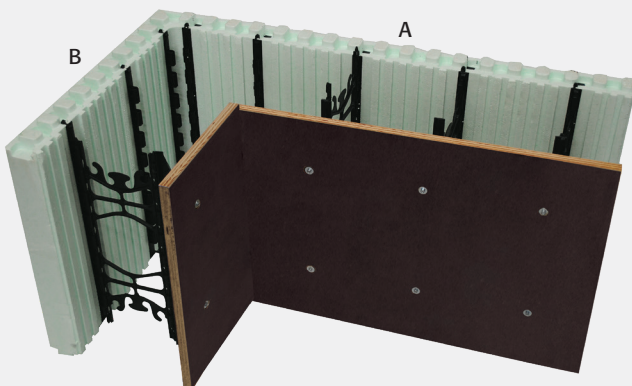
Metal Jig for One Series assembly



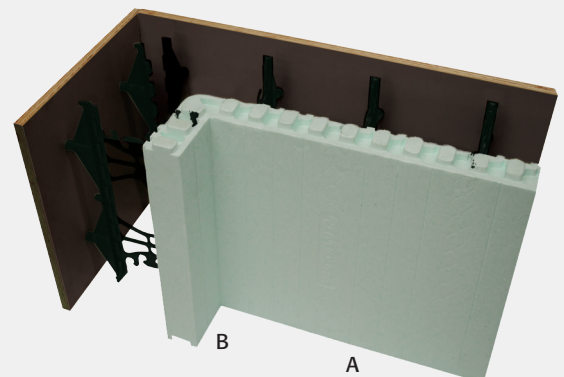
*Dimension varies with insert web width

90° Corner Panel Options

90° Corner EPS Panel Outside



90° Corner EPS Panel Inside



Note: Corner designation refers to EPS panel location.

Refer to pages 27-34 for all related product accessories & tools.
For additional information visit nudura.com or call 866-468-6299.
See next page for more information and codes to order the One Series.

Visit the Resource Center on Nudura's website (nudura.com/resource-center)
for design details, BIM library, installation links & more.

NOTE:
To assemble a **SINGLE One Series Form Unit** you will require the following components:

STANDARD

- 1 x Standard EPS Panel
- 1 x Plywood Panel
- 24 x Screws
- 12 x DURA MULTI-LINK® Ties
- 12 x Insert Webs
- 1 x Jig

90° CORNER OUTSIDE

- 1 x 90° **Outside** EPS Panel
- 1 x Plywood Panel
- 8 x Screws
- 4 x DURA MULTI-LINK® Ties
- 4 x Insert Webs
- 1 x Jig

90° CORNER INSIDE

- 1 x 90° **Inside** EPS Panel
- 1 x Plywood Panel
- 12 x Screws
- 6 x DURA MULTI-LINK® Ties
- 4 x Insert Webs
- 1 x Jig

	Plywood*	Standard	90° Outside	90° Inside
Length A	96" (2438mm)	96" (2438mm)	37 5/8" (956mm)	20 3/8" (518mm)
Length B	-	-	21 5/8" (549mm)	4 3/8" (111mm)
Height	18" (457mm)	18" (457mm)	18" (457mm)	18" (457mm)
Qty/Bundle	1 Plywood Panel	6 Standard Panels	4 Panels	16 Panels
Code #	NUS-APLYN-00	NUS-IOPAN-00	NUS-E0E90-00	NUS-IOSTW-00
Web Qty Req/Bundle	-	72	16	64

Unassembled 45° Inside and Outside Panels available through special order only

* Plywood panels must be cut on-site.

Required Components

Hex Head Screw with Steel Flat Washer

Size: #10 x 2.0" (50mm)

Qty./Pail: 1000

Code # : NUS-ASHEX-20

(2" (50mm) screws must be used – NUS-ASHEX-20)

DURA MULTI-LINK® Ties

Qty./Box: 96 pieces

Code # : NUS-EMULT-00

Jig

Metal Jig for One-Series Form assembly

Qty: 1 Jig

Code # : NUS-AONEJ-00

Insert Webs (Ordered Separately)

Small Box

Core Width	4" (100mm)	6" (150mm)	8" (200mm)	10" (250mm)	12" (300mm)
Qty./Box	100	100	100	100	100
Code #	NUS-IWEBS-04	NUS-IWEBS-06	NUS-IWEBS-08	NUS-IWEBS-10	NUS-IWEBS-12

Large Box

Core Width	4" (100mm)	6" (150mm)	8" (200mm)	10" (250mm)	12" (300mm)
Qty./Box	957	655	465	388	295
Code #	NUS-IWEBL-04	NUS-IWEBL-06	NUS-IWEBL-08	NUS-IWEBL-10	NUS-IWEBL-12

Corner Connector

The corner connector is designed to securely connect two panels of plypan together at a 90° corner.

Length: 10' (3m)

Code # : NUS-AONEC-00



Full length of connector not shown.




Formply Inserts



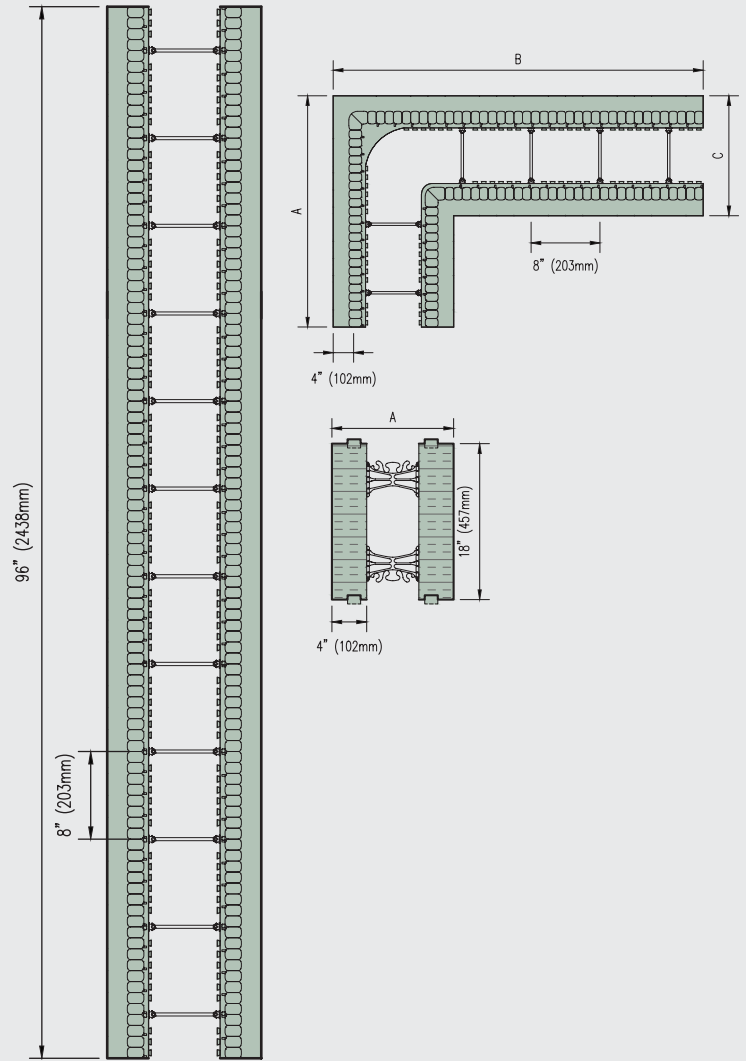

Formply inserts are a component of the Plypan Panels and can now be purchased separately.

Qty./Box: 2,400 pieces allowing production of 100 plypan panels

Code # : NUS-APLIN-00



XR35
HIGHER R-VALUE



Webs are 5/8" away from the outside surface

MAY WE SUGGEST: Heavy Duty Tape

4" Heavy Duty Tape

Used for covering the interlock at the top of a wall to protect it from concrete getting into the interlock.



Qty./Box	24 PCS
Code #	NUS-ATPHD-04
Dimensions	4" x 72 Yd (96mm x 66m)

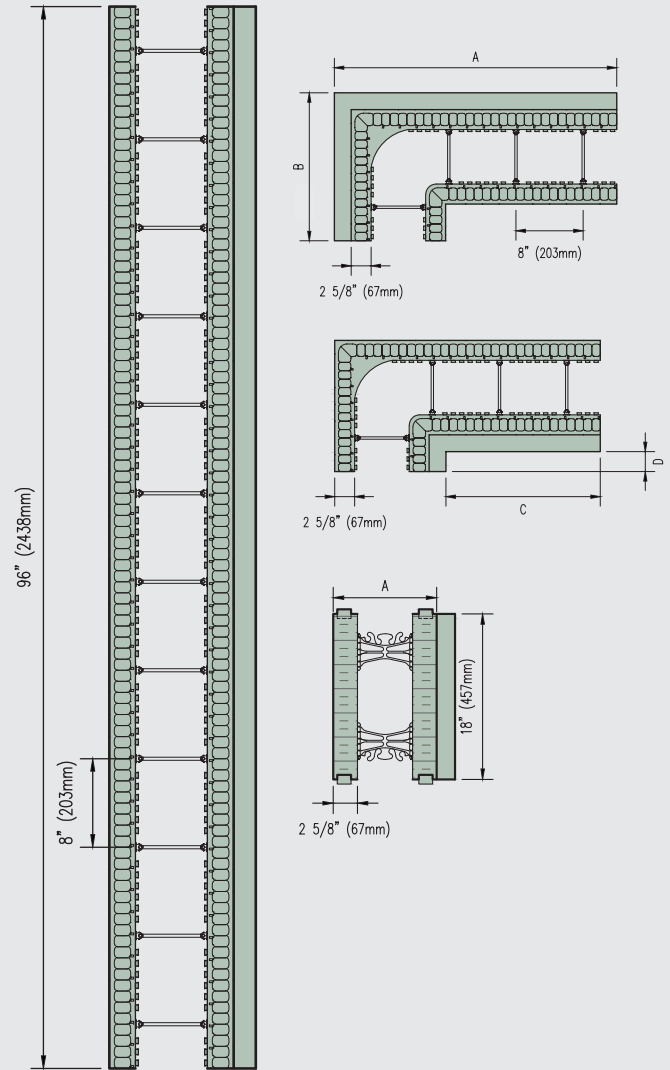


Visit the Resource Center on Nudura's website (nudura.com/resource-center) for design details, BIM library, installation links & more.

Refer to pages 27-34 for all related product accessories & tools. For additional information visit nudura.com or call 866-468-6299.

XR35 Standard Form		
Core Width	6" (150mm)	8" (200mm)
Length	96" (2438mm)	96" (2438mm)
Width A	14" (356mm)	16" (406mm)
Height	18" (457mm)	18" (457mm)
EPS Thickness	4" (102mm)	4" (102mm)
Qty./Bundle	2	2
Code #	NUS-IX496-06	NUS-IX496-08

XR35 Unassembled Panel	
Length	96" (2438mm)
Height	18" (457mm)
EPS Thickness	4" (102mm)
Qty./Bundle	4 Panels (2 pairs per bundle)
Code #	NUS-IXPAN-00


XR35 90° Corner Form		
Core Width	6" (150mm)	8" (200mm)
Length A	27" (686mm)	29" (737mm)
Length B	43" (1092mm)	45" (1143mm)
Length C	14" (356mm)	16" (406mm)
Height	18" (457mm)	18" (457mm)
Qty./Bundle	4	4
Code #	NUS-IX490-06	NUS-IX490-08



Information in the charts and the images show the 6" (150mm) form only

Standard Form Unit (Type 2 EPS Laminate on one side)					90° Form Unit - Outside (Long Side) (Type 2 EPS Laminate on one side)				
Thickness	1" (25mm)	2" (50mm)	4" (100mm)	6" (150mm)	Thickness	1" (25mm)	2" (50mm)	4" (100mm)	6" (150mm)
Length	96" (2438mm)	96" (2438mm)	96" (2438mm)	96" (2438mm)	Length A	32 5/8" (813mm)	33 5/8" (854mm)	35 5/8" (905mm)	37 5/8" (956mm)
Height	18" (457mm)	18" (457mm)	18" (457mm)	18" (457mm)	Length B	16 5/8" (422mm)	17 5/8" (448mm)	19 5/8" (498mm)	21 5/8" (550mm)
Qty./Bundle	3	3	3	3	Height	18" (457mm)	18" (457mm)	18" (457mm)	8" (457mm)
Code #	NUS-P1096-06	NUS-P2096-06	NUS-P4096-06	NUS-P6096-06	Qty./Bundle	6	6	6	6
					Code #	NUS-P11L90-06	NUS-P21L90-06	NUS-P41L90-06	NUS-P61L90-06




*Other form units & core thicknesses available through special request.
 *Charts and images show 6" (150mm) form only.



Webs are 1 5/8" (41mm), 2 5/8" (67mm), 4 5/8" (117mm) and 6 5/8" (168mm) away from the outside when we laminate EPS to one side.

90° Form Unit - Inside (Short Side) (Type 2 EPS Laminate on one side)				
Thickness	1" (25mm)	2" (50mm)	4" (100mm)	6" (150mm)
Length C	19 3/8" (492mm)	18 3/8" (467mm)	16 3/8" (416mm)	14 3/8" (365mm)
Length D	3 3/8" (86mm)	2 3/8" (60mm)	3/8" (10mm)	**
Height	18" (457mm)	18" (457mm)	18" (457mm)	18" (457mm)
Qty./Bundle	6	6	6	6
Code #	NUS-P1S90-06	NUS-P2S90-06	NUS-P4S90-06	NUS-P6S90-06


**On-site notching of EPS foam required.



1" (25mm)
R-value - 31
RSI - 5.460
U-value - 0.183



2" (50mm)
R-value - 33
RSI - 5.812
U-value - 0.172



4" (100mm)
R-value - 40
RSI - 7.045
U-value - 0.142



6" (150mm)
R-value - 47
RSI - 8.28
U-value - 0.121

6" (150 mm) concrete core R-Value ratings based on exterior brick finish

Build your own R-Value


The Nudura R-Value Plus+ inserts allow the ability to customize the desired amount of insulation needed to meet the specific requirements of any project. The inserts are available in 4 standard sizes: 1" (25mm), 2" (51mm), 4" (102mm) and 6" (152mm) and all 32" (812mm) long. Custom combinations can be created to provide further insulation value if desired and are compatible with core sizes ranging from 6" (150mm) to 12" (300mm).

NUDURA Plus Series R-Value Inserts (EPS Foam Billet)

Thickness	1" (25mm)	2" (50mm)	4" (100mm)	6" (150mm)
Width	7 1/2" (190mm)	7 1/2" (190mm)	7 1/2" (190mm)	7 1/2" (190mm)
Height	32" (812mm)	32" (812mm)	32" (812mm)	32" (812mm)
Qty/Bdle	85	48	24	24
Code #	NUS-PIN32-01	NUS-PIN32-02	NUS-PIN32-04	NUS-PIN32-06

Refer to pages 27-34 for all related product accessories & tools.
For additional information visit nudura.com or call 866-468-6299.


HYDROFOAM®



The easy insulation for radiant heat.


HYDROFOAM® is the ideal radiant floor insulation product for residential and commercial construction projects that increases comfort and energy efficiency. HYDROFOAM maximizes radiant floor heating by ensuring the heat is dispersed evenly throughout the entire floor area, providing building occupants with a comfortable living and working environment. HYDROFOAM offers installers a lightweight high density expanded polystyrene (EPS) product that increases installation speeds, is easily cut to meet any angle or radius while providing up to R-16 (RSI 2.82, U-value 0.35) insulation value.

Installation is fast and easy compared to traditional foam insulation. The 4' x 4' (1219mm x 1219mm) boards, available in three thickness, are easily installed with an overlapping interlock on all four sides, ensuring the boards are locked in place during installation. HYDROFOAM® utilizes a 360° multidirectional friction fit anchor system that eliminates the need to tie the pex tubing to the wire mesh. Radiant heat piping is easily stepped into place in any direction required.



Product Highlights:

- Insulation under the concrete slabs
- 4' x 4' (1.2m x 1.2m) molded boards
- Only 4" (100mm) from base to nubs
- Available thicknesses: R-10 (RSI 1.76, U-value 0.57), 3" (76mm) - R-12.6 (RSI 2.22, U-value 0.45), 4" (100mm) - R-16 (RSI 2.82, U-value 0.35)
- Multi-directional anchoring
- Compatible with 1/2" (13mm) and 5/8" (16mm) diameter radiant tubing
- Radiant tube spacing is based on 3" (76mm) increments
- Shiplap/interlocking on all 4 sides
- Eco-friendly - No CFCs or HCFCs
- 100% recyclable
- Resistant to water and moisture
- Qualifies as low emitting materials**



Sheet Thickness	2 1/2" (64mm)	3" (76mm)*	4" (100mm)
Sheet Size	48" x 48" (1219 x 1219mm)	48" x 48" (1219 x 1219mm)	48" x 48" (1219 x 1219mm)
Qty./Bundle	10	8	6
Code #	NUS-FORHF-25	NUS-FORHF-30	NUS-FORHF-40

* 3" (76mm) thick HYDROFOAM is only available from the Coaldale, AB plant, special order.

** Conforms to LEED 4.1 CPDH testing standards

For more information download our [Technical Data Sheet on nudura.com](http://nudura.com)



Foundation Wall Insulation

HOMEGA® is a 4' x 8' (1219mm x 2438mm) individually molded insulation panel with three integrated furring strips at 16" (406mm) apart centre and shiplapped on all 4 sides. It is a unique, patented, 2-in-1 system offering superior performance. It can be used to insulate foundation walls and floors, interior and exterior walls and ceilings. The panel comes in thicknesses of 2 5/8" (67mm), 3 1/2" (89mm) and 3 7/8" (98mm), allowing you to reach an R value of R-10 (RSI 1.76, U-value 0.57) to R-15 (RSI 2.64, U-value 0.38)

For basement insulation, install the boards using mechanical anchors. In places where the panels overlap and need to be cut; seal the space with Nudura low-expansion spray foam. Install drywall directly to the insulation board's furring strips. For floor insulation, glue the panel with a solvent-free glue to prevent movement (optional). Cross the plywood joints with HOMEGA insulation board's joints and screw at 12" (305mm) intervals over the length of the furring strips. Finally, apply the selected finishing material.



Economical

- Quick and easy installation
- Permanent insulation value
- 2-in-1 product: insulates concrete slab and supports pipes
- Energy Savings: reduced heating bills

Sustainable

- 100% recyclable
- No CFCs or HCFCs
- Inorganic and rot-proof materials
- Resistant to water and moisture that can cause mildew
- Qualifies as low emitting materials**

Insulation Advantages

- Molded panel: superior physical properties
- Flexibility to cut any shape or size
- Better deal: shiplapped on all sides
- Increased comfort as a result of uniform temperature
- Interlocking air tight design
- Available with wood or plastic furring strips

Sheet Thickness	2 5/8" (67mm)	3 1/2" (89mm)	3 7/8" (98mm)
Sheet Size	48" x 96" (1219 x 2438mm)	48" x 96" (1219 x 2438mm)	48" x 96" (1219 x 2438mm)
Qty./Bundle	6	4	4
Strapping*	Wood Polystyrene	Wood Polystyrene	Wood Polystyrene
Code #	NUS-FCW25-81 NUS-FCP25-81	NUS-FCW31-21 NUS-FCP31-21	NUS-FCW37-81 NUS-FCP37-81

*Polystyrene strapping only to be used in retrofit applications ** Conforms to LEED 4.1 CPDH testing standards

#10 Wood Screw				1/4" Concrete Screws			
#10 Screws	4" (102mm)	5" (127mm)	6" (152mm)	Concrete Screws	5" (127mm)	5" (127mm)	6" (152mm)
Qty./Box	500	500	500	Qty./Pail	50	300	50
Code #	NUS-ASCRW-40	NUS-ASCRW-50	NUS-ASCRW-60	Code #	NUS-ASCCS-50	NUS-ASCCS-50	NUS-ASCCS-60

For more information download our Technical Data Sheet on nudura.com
Conforms to LEED 4.1 CPDH testing standards



Engineered Framing System

Prebuck window and door bucking solutions offer the strongest, fastest, and smartest bucking solutions available. Specifically designed for direct contact with concrete and non-corrosive to metals, Prebuck products feature TimberStrand Strandguard (LSL) engineered lumber treated with zinc borate for exceptional resistance to insects and decay. Prebuck products also feature MDI resin, the 100% waterproof bonding agent that turns to a durable plastic when cured.

The dovetail concrete keyways internal design allows for maximized attachment and integrates the frame and system into the ICF concrete wall. The buck frames also eliminate air infiltrations and are non-obstructive with ICF webs.



Features & Benefits

- Engineered Framing System
- Designed for direct contact with concrete
- Non-corrosive to metals
- Insect & fungus resistive
- Will not cup, twist, warp or curl
- Environmentally friendly
- Consistent and STRAIGHT materials
- Easily attach future building components
- Self-aligns on the wall which makes for easy install, cutting days (even weeks) off installation time
- Product will not delaminate, become spongy or lose fastener strength
- AWWA standards for use category 2 (uc2)
- Contributes to LEED points
- NAHB National Green Building Certified
- Warranty available

Prebuck Straight Buck – No metal Flange

Size	Pieces / Bunk	Qty.	Code#
5.875" (149mm)	56	1	NUS-LSB58-75*
7.875" (200mm)	42	1	NUS-LSB78-75*
9.25" (235mm)	35	1	NUS-LSB09-25*
11.25" (286mm)	28	1	NUS-LSB11-25
13.25" (337mm)	21	1	NUS-LSB13-25
14" (356mm)	21	1	NUS-LSB14-00*
15.25" (387mm)	21	1	NUS-LSB15-25*
16" (406mm)	21	1	NUS-LSB16-00*
17.25" (438mm)	14	1	NUS-LSB17-25*

Metal L Angle

The Metal L Angle (shown in this photo attached to the buck) is a galvanized flange system which allows for ICF bracing and building components to be attached flush to the wall surface and supports ICF during concrete pour.

Size: 1.5" (38mm) x 1.5" (38mm) x 8' (2438mm) Length
Code # NUS-LSBMA-08



Prebuck Sill Plate – No metal Flange

Size	Pieces / Bunk	Qty.	Code#
5.875" (149mm)	56	1	NUS-LSP58-75*
7.875" (200mm)	42	1	NUS-LSP78-75*
11.25" (286mm)	28	1	NUS-LSP11-25*
13.25" (337mm)	21	1	NUS-LSP13-25*

*Special order product



Highest Quality Wall Alignment System

Giraffe is the highest quality ICF Alignment System on the market today. Our innovative design makes it the most trouble-free and reliable system for all your ICF projects, from residential to commercial, single-story to multi-story, regular walls to tall walls. Our North American-manufactured ICF alignment systems are used by beginners and professionals to complete their work safely and efficiently to the highest standards.

**Reference pages 36-38 for alignment system*



Features & Benefits:


- Add on components of 4', 5', 6', 8', 10' and 12' allows for any ICF wall heights from 8' to 24' tall
- Masonry Scaffold adapters available to help you reach any height
- Bracing components are made with heavy walled steel with epoxy powder coated paint
- Folding platform brackets have a unique snap-open alignment mechanism

Selector Guide

Choose your Giraffe Wall Alignment System Solution	Square Tube Bracing System	Round Tube Bracing System
Feature Available	Material / Available Sizes	
Turnbuckle Components		
Adjustable Thread	1" (25 mm) Threaded Coil Rod	Zinc Plated Internal Micro Thread
Telescopic Brace	1.5" (38 mm) Square	2" (51 mm) Round
Strength	2400 lb. (1088 kg)	2000 lb. (907 kg)
Footpad	6-hole, 6" x 8" (152mm x 203 mm) Punched 1/4" (6 mm) Steel	10-hole, 6" x 9" (152 mm x 228 mm) Punched 5/16" (8 mm) Steel
Alignment Channel		
Channel Heights	8', 10', & 12' (2.4 m, 3.0 m, 3.6 m)	10', 12' (3.0 m, 3.6 m)
Gauge	14 ga 12 ga (12' (3.6 m))	14 ga 13 ga (12' (3.6 m))
Material	Galvanized Steel	Galvanized Steel
Scaffold Components		
Folding Platform Bracket	Powder Coated Steel	Powder Coated Steel
Extendable Scaffold Platform	Accommodates 32" (813 mm) Platform	N/A
Scaffold Fall Protection	Steel Guardrail Post	Steel Guardrail Post
Accessories Included		
Clips and Pins	Gravity Pins and D-Clips	Gravity Pins and D-Clips
Crate	Steel*	Steel
Optional Components		
Forward Fall Protection	Pin	Pin
Toe Kick Anchor	Available	N/A
Tall Wall	Frame Scaffold Adaptor Kit	Locking Channel Coupler

**Optional - no crate, wooden pallet*

Brick Ledge Extension & 6" (152mm) Screw & Plastic Washer



Length	32" (813mm)
Width	4 1/2" (114mm)
Height	13" (330mm)
Qty./Bundle	14
Code #	NUS-ABLEX-00

Brick Ledge Extensions are used for supporting standard brick or stone veneer finishes, when constructing brick ledges at corners, and can be installed to meet any elevation change or slope.




A. Plastic Washer

Qty./Box	250
Code #	NUS-ASCPW-00

B. 6" (152mm) Screw

Qty./Box	500
Code #	NUS-ASCRW-60

Screw & Plastic Washer to be used to attach the Brick Ledge Extension to the form wall or to attach additional foam panels for increased insulation to a building.




Length	32" (813mm)
Height	3" (76mm)
Qty./Bundle	80
Code #	NUS-AHDJF-00

The Height Adjuster (with Fastening Strip) combined with the **Height Adjuster Tie** can increase the height of a wall by 3" (75mm) increments. The Height Adjuster ties allow the foam panels to be connected together. Site assembly required.

Height Adjuster Tie One NUS-AHDJF-00 Bundle requires 160 Height Adjuster Ties

Core Width	4" (100mm)	6" (150mm)	8" (200mm)	10" (250mm)	12" (300mm)
Qty./Box	100	100	100	100	80
Code #	NUS-AHADT-04	NUS-AHADT-06	NUS-AHADT-08	NUS-AHADT-10	NUS-AHADT-12

FORM-LOCK




Full length of FORM-LOCK not shown.

Available for 6" - 12" (150 - 300mm) Standard Forms only.

Core Width	6" (150mm)	8" (200mm)	10" (250mm)	12" (300mm)
Length	10' (3m)	10' (3m)	10' (3m)	10' (3m)
Qty./Bundle	10	10	10	10
Code #	NUS-ABLOK-06	NUS-ABLOK-08	NUS-ABLOK-10	NUS-ABLOK-12

FORM-LOCK is used to maintain wall straightness. Other uses include wall alignment for vertical stack joints. Each bundle has 100' (30m) of FORM-LOCK.


End Cap



Width	4" (100mm)	6" (150mm)	8" (200mm)	10" (250mm)	12" (300mm)
Height	18" (457mm)	18" (457mm)	18" (457mm)	18" (457mm)	18" (457mm)
EPS Thickness	2 5/8" (67mm)	2 5/8" (67mm)	2 5/8" (67mm)	2 5/8" (67mm)	2 5/8" (67mm)
Qty./Box	57	40	30	35	30
Code #	NUS-A0ECF-04	NUS-A0ECF-06	NUS-A0ECF-08	NUS-A0ECF-10	NUS-A0ECF-12

End Cap (with Fastening Strip) can be used to terminate a wall. It can also be used as a buck material for windows.

Lintel Cavity Closure



The **Lintel Cavity Closure** provides installers a product that provides insulation above and below the window to minimize thermal bridging. The Nudura Lintel Cavity Closure is available in a standard 2" (50mm) thickness.


Core Width	4" (100mm)	6" (150mm)	8" (200mm)	10" (250mm)	12" (300mm)
Qty./Box	84	60	48	36	36
Code #	NUS-PLINT-04	NUS-PLINT-06	NUS-PLINT-08	NUS-PLINT-10	NUS-PLINT-12



RPD Dovetail Insert

Core Width	4" (100mm)	6" (150mm)	8" (200mm)	10" (250mm)	12" (300mm)
Qty./Box	60	60	60	60	60
Code #	NUS-ARPDD-04	NUS-ARPDD-06	NUS-ARPDD-08	NUS-ARPDD-10	NUS-ARPDD-12

The Nudura RPD Dovetail Insert slides into the dovetails on the inside of the form to support vertical reinforcement where support doesn't already exist. Manufactured from galvanized steel and is 1" (25 mm) wide. The RPD ensures a minimum 3/4" (19 mm) concrete coverage from the side of the foam, which is the minimum coverage as dictated by ACI regulations.



T-Form Support Strap

Qty./Bundle	30 PCS
Code #	NUS-ATSTP-00


Created to aid in installation and support on-site cut T-connections. The steel straps are designed to hook over the internal reinforcing on the main wall of a T-Wall connection and be secured to the fastening strips of the "T" portion of the wall.



Vertical Joint Clip

Qty./Box	200 PCS
Code #	NUS-A0VJC-00

The Vertical Joint Clip is designed to connect the forms together at the vertical joints. It replaces having to tie wire or tape forms together while providing a solid connection using minimal amount of labor to install.



Rebar Clip

Qty./Box	200 PCS
Code #	NUS-ARCLP-00

The Rebar Clip is designed to support horizontal rebar in the bottom web of the Nudura form, eliminating the need to tie wire or zip-tie the bar in place.



Transition Bracket

Qty./Box	100 PCS
Code #	NUS-ATRBR-00

The Transition Bracket allows two different form widths to be connected together. Primary use is to create a ledge to support brick or a floor system.



V-Clip

Qty./Box	250 PCS
Code #	NUS-AVCLP-00


The V-Clip is used to connect a Nudura panel to a concrete floor. It allows the contractor to support the panel without additional materials used on the outside of the wall.



A



B



C



D



E



ICF Hanger System (Formally; Multi Purpose Anchor Hanger System)

The ICF Hanger System is available in both standard Flat and 45-degree angle plates. In conjunction with Stamped Bearing Bracket the Hanger System provides a solid wood floor or wood roof connection to the Nudura wall. An inexpensive yet labor-friendly connection system.

Retrofit Brackets are also available and used when a change occurs after the concrete has been placed into the forms and cures.

A. ICF Hanger Insert Plate

Qty. /Box	50 PCS
Code #	NUS-AIHIP-00

B. XR35 Hanger Insert Plate

Qty. /Box	10 PCS
Code #	NUS-AXHIP-00

C. 45° ICF Hanger Insert Plate

Qty. /Box	20 PCS
Code #	NUS-AIHIP-45

D. Retrofit Bracket



Qty. /Box	12 PCS
Code #	NUS-AIRFB-00

1/4" x 4" Hex Lag Screws
Incl. - Box of 60

E. Stamped Bearing Bracket

Qty. /Box	25 PCS
Code #	NUS-AISBB-00

(*12 Screws Incl. - Box of 170)




Brick Ties Cast-In Place (Galvanized Steel)

Qty. /Box	100 PCS
Code #	NUS-ABRKG-00

Brick Ties Cast-In Place (Stainless Steel)

Qty./Box	100 PCS
Code #	NUS-ABRKS-00

Cast-In Place Brick Tie and Pintle. – Enables solid anchorage of veneer masonry through exterior foam to concrete core; tested to meet ASTM D754 (USA) and CSA-A370 (CAN) std. requirements for masonry anchors.



Surface Mount Brick Ties (A)

Qty. /Box	100 PCS
Code #	NUS-ASBRK-00

Pintle (B)

Qty. /Box	100 PCS
Code #	NUS-APNTL-00

Surface Mount Brick Tie and Pintle. – Designed to be fastened with two Nudura Hex head Screws anywhere on the Nudura fastening strip. This tie will accept Nudura Pintels and other smaller dimension pintels. tested to meet ASTM D754 (USA) and CSA-A370 (CAN) std. requirements for masonry anchors.





Product may be different then shown.
Product subject to change.

Hex Head Screw with Steel Flat Washer

Size	#10 x 2" (50mm)	#10 x 2.5" (64mm)	#10 x 3" (76mm)
Qty./Box	1000 PCS	1000 PCS	1000 PCS
Code #	NUS-ASHEX-20	NUS-ASHEX-25	NUS-ASHEX-30

The #10 screw can be used to connect the Nudura Alignment System to the forms. Other uses include attachment of strapping or buck material to concrete. Available in 2" (50mm), 2 1/2" (64mm), and 3" (76mm) lengths. Two 1/4" (6mm) nut drivers included per pail.




10 Piece Bit Kit

Contact your local distributor for more information on how to order.

Qty./Box	12 KITS
Code #	NUS-ABITK-00

Ten piece kits include five 1/4" magnetic nutsetters which can be used with any of Nudura's Hex Head Screws with Steel Flat Washers, as well as five #2 red square driver bits. The durable plastic case keeps all the bits together in one convenient spot and limits trying to find drivers bits on site during construction.



NUDURA Low Expansion Foam - 24oz (680g)

Qty./Box	12 PCS
Code #	NUS-AFOAM-00

The Low Expansion Foam is compatible with Nudura's Expanded Polystyrene (EPS) foam and can be used for a number of different tasks on site including foaming the forms to the slab or footing, between vertical joints, securing service penetrations, and as insulation around openings.



Foam Gun (Metal Handle)

Qty.	1 GUN
Code #	NUS-AGUNM-00

The metal handle Foam Gun is compatible with the Nudura Low Expansion Foam 24oz (680g) cans. The Nudura Low Expansion Foam can be used for a number of different tasks on site.



Foam Gun Cleaner - 21oz (340g)

Qty./Box	12 PCS
Code #	NUS-AFOCL-00

The Foam Gun Cleaner is used to clean the internal chamber of the foam gun from any hardened foam. Also used on the external surfaces for cleaning the guns.






4-Way Web Connector

Qty./Box	100 PCS
Code #	NUS-A4XWC-00

The 4-Way Web Connector allows two or more insert webs to be connected together and used with the panel system to create wider form sizes. It also can be used to create forms of different shapes and sizes. Increased design flexibility.



Easy Buck

Qty./Box	10 PCS
Code #	NUS-AWBCK-00
Dimensions	10' (3m) Long

The Easy Buck is used for window and door jambs and allows nominal sized lumber to fit between the Expanded Polystyrene (EPS) panels. Primary uses are for doors and windows. Each bundle contains 100' (30m) of Easy Buck.



Folding Saw

Qty.	1 SAW / 12 Per Box
Code #	NUS-AFSAW-00

A great combination of cutting power and comfort, whether you're cutting overhand or making undercuts in the form. The soft grip handle provides a secure grip and the saw folds and locks for space-saving storage and safe transportation.



Rebar Bender Cutter

Qty.	1 Bender/Cutter
Code #	NUS-AREBC-00

The Rebar Bender Cutter is used for cutting and bending reinforcing steel used in the Nudura wall system. Comes with two cutting heads which will cut up to #5 (15M) reinforcing steel. The rollers used for bending the steel are capable of handling up to a #5 (15M) bar.






Fiber Tape

Qty./Box	36 PCS
Code #	NUS-ATAPE-01
Dimensions	1" x 60 Yd (24mm x 55m)

Fiber Tape is used to provide additional EPS support for field cut forms that have more than 4" (100mm) of EPS extending past the last web, brick ledge forms in corner conditions, and radius panels.



4" Protective Tape

Qty./Box	18 PCS
Code #	NUS-ATPCL-04
Dimensions	4" x 72 Yd (96mm x 66m)

The 4" (100mm) Protective Tape is used for covering the interlock at the top of a wall to prevent concrete from flowing into the interlock.



4" Heavy Duty Tape

Qty./Box	24 PCS
Code #	NUS-ATPHD-04
Dimensions	4" x 72 Yd (96mm x 66m)

The 4" (100mm) Heavy Duty Tape is used for covering the interlock at the top of a wall to prevent concrete from flowing into the interlock.



Membrane Primer

Qty.	1 PAIL
Code #	NUS-AWPRM-00

The Membrane Primer is designed for use with Nudura's peel and stick waterproof membranes. This polymer emulsion-based primer is available in a 19L (5 gallon) pail, with a coverage of approximately 1020 sq. ft. (95m²) of wall area per pail. The membrane primer can help improve adhesion of Nudura's Waterproofing Membrane in specific areas.



Waterproofing Membrane - 225 sq. ft. (21m²)

A. Summer Grade

Qty.	1 ROLL
Code #	NUS-AWPRF-00

B. Winter Grade

Qty.	1 ROLL
Code #	NUS-AWPRF-02

The Peel & Stick Waterproofing Membrane is used for below grade dampproofing of the Nudura walls. Other uses for the Waterproofing Membrane include drain flashings around window and door openings and brick ledge through wall flashings. Available in summer and winter grades.






TREMdri™ 160 Liquid Waterproofing

Qty./Box	1 Pail
Code #	NUS-ATP16-05

TREMdri 160 is a flexible waterproofing membrane, roller-applied or spray-applied to seamlessly span foundation wall shrinkage cracks and seal out water penetration. The polymer-modified asphalt liquid-applied membrane is available in a 19L (5 gallon) pail.



TREMdri™ DPI Board 3/4" (19 mm)

Qty./Box	60 PCS / Box
Code #	NUS-ATDBO-34

TREMdri DPI is installed in vertical applications and protects the waterproofing membrane, channels water to the drainage system and insulates foundation walls. The TREMdri DPI is available in 4' x 4' (1.2 m x 1.2m) rigid panels in a 3/4" (19mm) thickness.



Tremco® 2450 Protection Board - 3' x 4' (0.9 m x 1.2 m)

Qty./Box	50 PCS / Skid
Code #	NUS-AT245-00


Tremco 2450 provides protection for the most commonly used waterproofing membranes, both during and after construction of foundation walls.



NUBASE Parging Mix - Coverage of 75 sq. ft. (7m²)

Qty.	1 BAG
Code #	NUS-APARG-00

The NUBASE parge mix is a dry cementitious product that is used to cover exposed EPS that is not covered by an exterior finish. Used in conjunction with Fiber Mesh.



Fiber Mesh - Coverage of 475 sq. ft. (44m²)

Qty.	1 ROLL
Code #	NUS-AMESH-00

The fiber mesh gets embedded into the parge coat to give it strength.





Horizon Parge Coarse Coat – Tacoma Grey

Qty./Box	1 Pail
Code #	NUS-AHPCT-05

The Horizon Parge Coarse Coat is a tough, spray-applied exterior finish. Horizon Parge Coarse Coat not only adds an attractive, durable, UV-resistant finish to the exposed foundation wall, but also provides an extra layer of waterproofing protection to the home. Horizon Parge Coarse Coat comes in a Tacoma grey color. Available in a 19L (5 gallon) pail.



ExoAir® 110AT

A. 4" (102 mm)

B. 6" (152 mm)

Qty.	12 ROLLS	Qty.	6 ROLLS
Code #	NUS-A10AT-04	Code #	NUS-A10AT-04

C. 12" (305 mm)

Qty.	12 ROLLS
Code #	NUS-A10AT-04

ExoAir® 110AT is a 22-mil composite impermeable membrane that is comprised of 16 mils of butyl and 6 mils of HDPP facer. It can be used as the membrane or as a detailing accessory of an air barrier system.

ExoAir® 110AT when installed properly as a system will provide the requirements of an air barrier: air impermeable, continuity, structural integrity and durability. All rolls come in 75' (22.8 m) length.



Dymonic® 100 – Natural Clay

A. Sausage - 20 oz (591 ml)

B. Cartridge - 10 oz (295 ml)

Qty.	15 PCS / Box	Qty.	30 PCS / Box
Code #	NUS-AD10C-05	Code #	NUS-AD10C-0C

Dymonic® 100 is a high-performance, high-movement, single-component, medium-modulus, low-VOC, UV-stable, non-sag polyurethane sealant. Dymonic® 100 is a durable, flexible sealant that offers excellent performance in moving joints and exhibits tenacious adhesion once fully cured.



Enviro-Dri® Field Membrane

Qty.	15 PCS / Box
Code #	NUS-AD10C-05


The Enviro-Dri® permeable membrane allows for the passage of moisture vapor to enable drying to the outside or inside the foundation for a better building envelope. Reduces air passage through the exterior walls providing a more comfortable and energy-efficient home. The Enviro-Dri® field membrane is available in a 19L (5 gallon) pail.



Enviro-Dri® Joint Fabric

Qty.	12 ROLLS
Code #	NUS-AEDJF-04

The horizontal and vertical joints of the Nudura ICFs can easily be sealed by using Enviro-Dri® Joint Fabric and then fully coated and saturated with Enviro-Dri® Field Membrane. The Enviro-Dri® Joint Fabric comes in a 4" x 150' (102 mm x 45.7 m) roll.



Nudura Alignment System

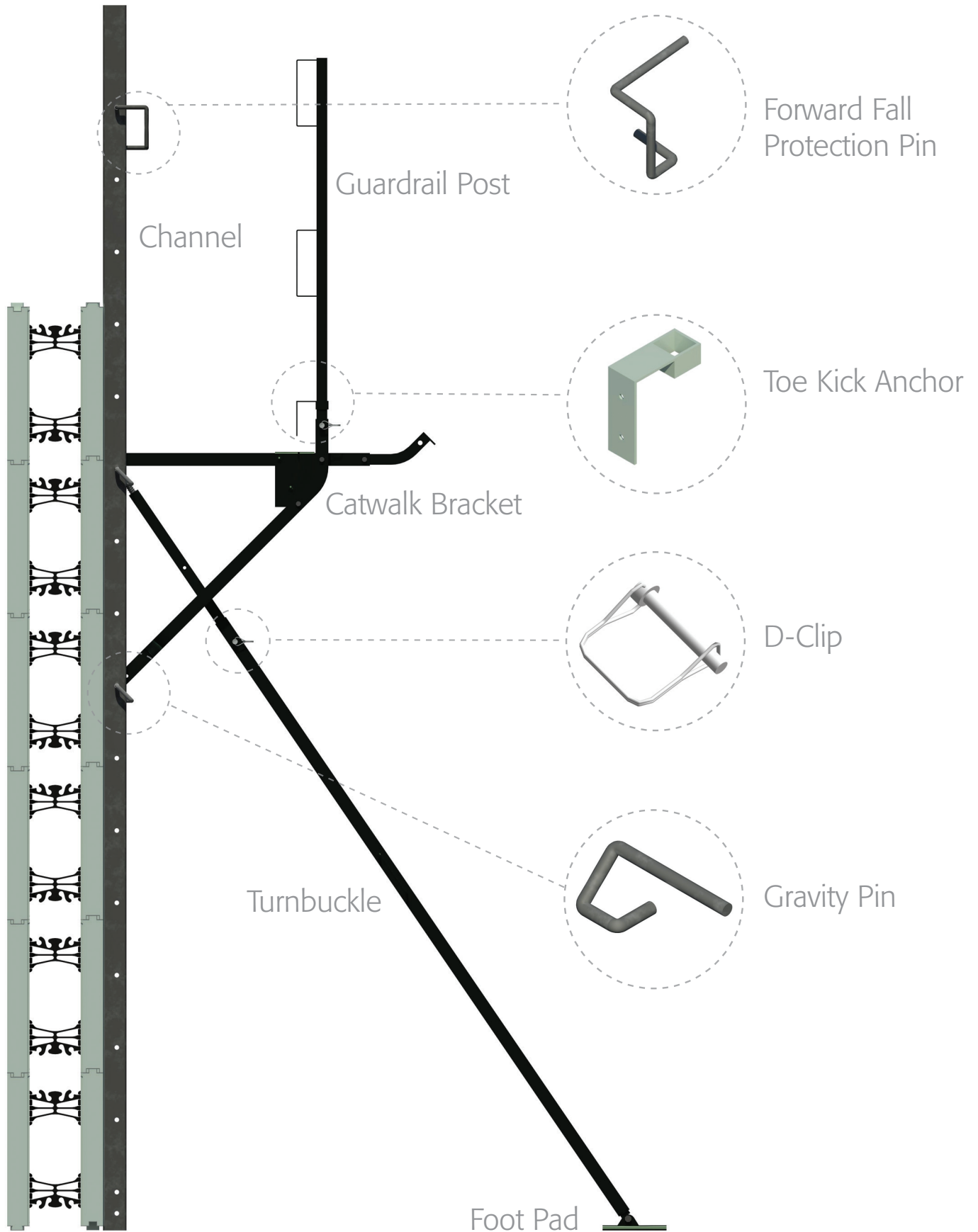


Diagram above illustrates both Square & Round Tube Bracing. For reference only.

Square Tube Bracing - No Wall Channels

Includes	20 Guardrail Post 20 Catwalk Brackets 20 Turnbuckles 40 Gravity Pins
Code #	NUS-BRACN-00

Packaged on a wooden skid.

++Metal Bracing Rack available to order separately.

Wall Channels ordered separately. See right.

Wall Channels (Bracing Not Included)

8' (2m)	NUS-BSCHA-08*
10' (3m)	NUS-BSCHA-10
12' (4m)	NUS-BSCHA-12
Channels/Bdl	20

Square Tube Bracing w/10' Wall Channels

Includes	20 - 10' Wall Channels 20 Guardrail Post 20 Catwalk Brackets 20 Turnbuckles 40 Gravity Pins
Code #	NUS-BSTRN-10**

++Packaged in Metal Bracing Rack

Square Tube Bracing w/12' Wall Channels

Includes	20 - 12' Wall Channels 20 Guardrail Post 20 Catwalk Brackets 20 Turnbuckles 40 Gravity Pins
Code #	NUS-BSTRN-12*

++Packaged in Metal Bracing Rack

Round Tube Bracing w/10' Wall Channels

Includes	20 - 10' Wall Channels 20 Guardrail Post 20 Catwalk Brackets 20 Turnbuckles 40 Gravity Pins
Code #	NUS-BRTRN-10*

++Packaged in Metal Bracing Rack

Round Tube Bracing w/12' Wall Channels

Includes	20 - 12' Wall Channels 20 Guardrail Post 20 Catwalk Brackets 20 Turnbuckles 40 Gravity Pins
Code #	NUS-BRTRN-12*

++Packaged in Metal Bracing Rack

D Clip

Includes	100/Box
Code #	NUS-BDCLP-00

Gravity Pins - 6" (152mm)

Includes	50/Box
Code #	NUS-BSGPN-00

Forward Fall Protection Pin

Includes	40/Box
Code #	NUS-BFFPN-00

Toe Kick Anchor

Includes	40/Box
Code #	NUS-BSTTK-00

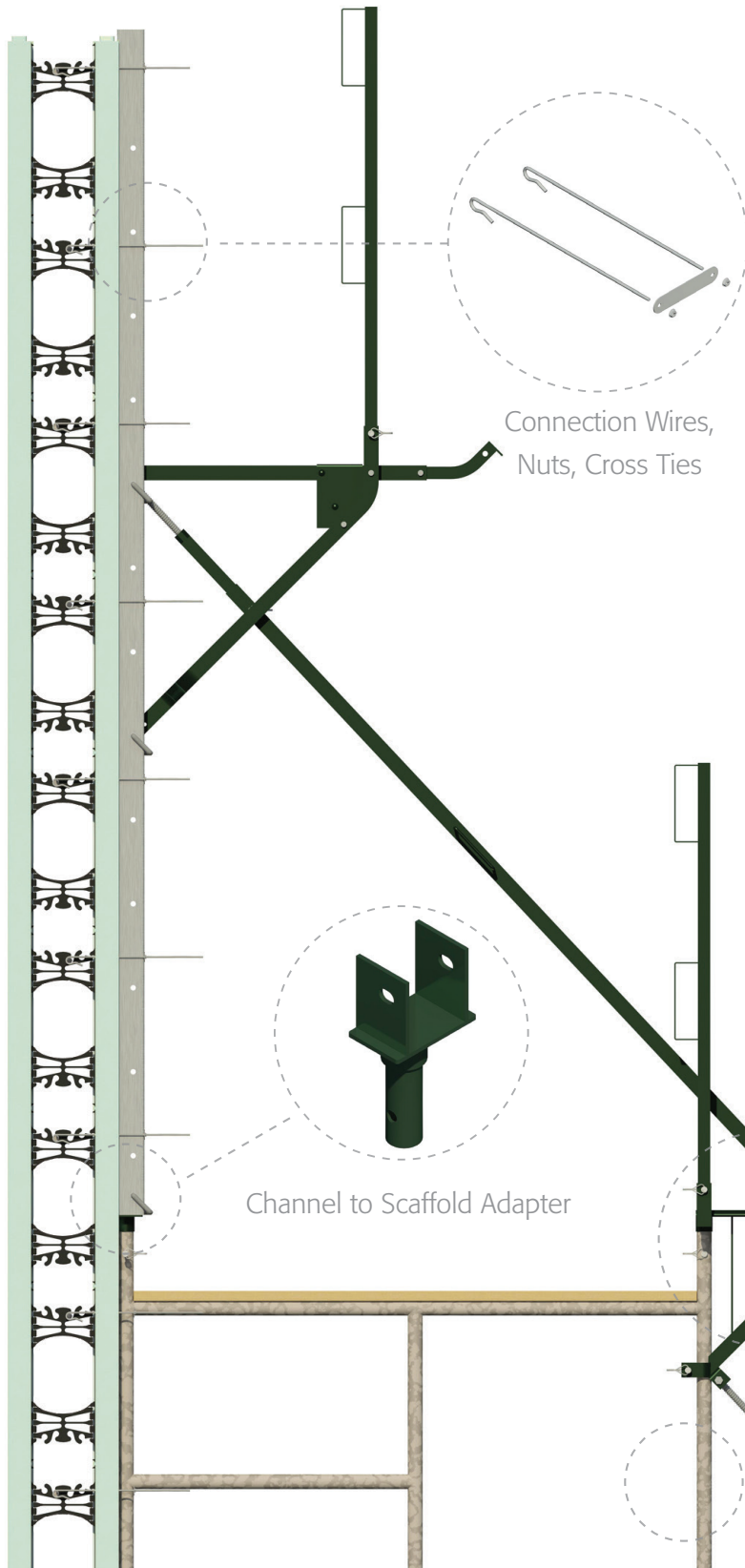
*Special Order - production time required to fulfill order.

*Also available assembled as a European version NUS-BSTRE-10



++Metal Bracing Rack - Code # NUS-BRCKS-10

Nudura Tall Wall Adapter



Nudura Tall Wall Adapter Kit

Includes	20 Scaffold to Turnbuckle Adapters 20 Channel to Scaffold Adapters 20 Scaffold to Scaffold Adapters
----------	---

Code #	NUS-BTWKT-00*
--------	---------------

Tall Wall Nut & Cross Tie Kit

Includes	50 Cross Ties 100 Nuts
----------	---------------------------

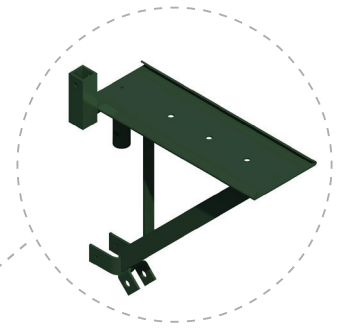
Code #	NUS-BNTPCR-00
--------	---------------

Tall Wall Connector Wires - 14" (356mm)


Includes	100 Connector Wires
----------	---------------------

Code #	BTWCW-00
--------	----------

Scaffold to Turnbuckle Adapter



Channel to Scaffold Adapter



Scaffold to Scaffold Adapter




Diagram above illustrates Tall Wall Adapter Kit on Bracing. For reference only.

***Special Order** - production time required to fulfill order.
NOTE: Tall Wall only compatible with square tube bracing.

Visit nudura.com to find a distributor near you.



Over 50 years of building experience.



By using Nudura Insulated Concrete Forms to build your next structure you can ensure you are choosing the best building solution available today.



The information contained in this Nudura® Product Catalogue is presented only for the purpose of providing information on the various products composing the Nudura Integrated Building Technology and any associated accessories (the "Nudura Products"), as well as affiliated Tremco Construction Products Group brands. This Product Catalogue should not be used as a substitute for professional engineering consultation. Nudura makes no general warranties to the specific applicability of any of the Nudura Products to any or all situations for which a designer may elect their specific use. Final amendment or modification to suit the exact circumstance of employment of the Nudura Products is the responsibility of the project designer. Nudura does not have any control over the workmanship used in the assembly or installation of the Nudura Products. Nudura®, Integrated Building Technology®, Building Has Evolved®, DURALOK Technology®, DURAFOLD Technology®, DURAMAX Technology® and DURA MULTI-LINK® are trademarks of Nudura Inc. All other trademarks cited herein are the property of their respective owners.

All other trademarks cited herein are the property of their respective owners.

Follow us on:     

tremcocpg.com



Tremco® and Dryvit® are registered trademarks of Tremco CPG Inc.
Nudura® is a registered trademark of Nudura Inc. Willseal® is a registered trademark of Schul International Co., LLC., a Tremco subsidiary.
Use of the ® symbol indicates registration with the US Patent and Trademark Office and the Canadian Intellectual Property Office.

Tariffs, environmental constraints, the pandemic, and a resurging construction market have left home builders cornered and searching for alternative building solutions. Nudura ICF's are high-tech industry-leading insulated concrete form that have proven technologies to make building easier and faster.

Nudura's industry-leading insulated concrete forms (ICF) provide a structural reinforced concrete that offers substantially better durability and typically **better results** in lowering life cycle costs compared to wood structures. Offering superior performance